



# Step 6 - Post Class or Program




Please find listed below the recommended actions that you need to take during this step of implementation:




## Distribute Your Post Stage Two Communication

This communication should include information relating to further JGA programming opportunities at the club after the completion of Stage Two. Use the methods below to communicate this. This template is available within the Junior School of Golf page of the Coaches Toolbox:




### Send to Event Attendees via Email

View the tutorial showing you how to export contact information for students enrolled on your programs within GLF. Connect.



### Send via GLF. Connect Messaging

View the tutorial showing you how to use the GLF. Connect messaging feature on the web based system.



### Send via GLF. Connect In-App Messaging

View the tutorial showing you how to use the GLF. Connect in-app messaging feature.