



Step 6 - Post Event




Please find listed below the recommended actions that you need to take during this step of implementation. This stage is all about following up with your event participants to gain feedback and further engagement in the program:




Distribute Your Post Event Communication

This communication should include information relating to further programming opportunities at the club. Use the methods below to communicate this. This template is available within the Team Matchplay event page:




Send to Event Attendees via Email - [Click Here for Tutorial Video](#)

View the tutorial showing you how to export contact information for students already enrolled on your junior academy programs within GLF. Connect.



Send via GLF. Connect Messaging - [Click Here for Tutorial Video](#)

View the tutorial showing you how to use the GLF. Connect messaging feature on the web based system.



Send via GLF. Connect In-App Messaging - [Click Here for Tutorial Video](#)

View the tutorial showing you how to use the GLF. Connect in-app messaging feature.