



Step 7 - Post Course play event




Please find listed below the recommended actions that you need to take during this step of implementation. This stage is all about following up with your LTPG Course Play Event participants to gain feedback and further engagement in the program:




Distribute Your Post LTPG Course Play Event Communication

This communication should include information relating to the next Course play event dates, practice clubs, 3 Level Program dates as well as celebrating success of the event. Use the methods below to communicate this. This template is available within the LTPG Course Play Event event page:




Send to Event Attendees via Email - [Click Here for Tutorial Video](#)

View the tutorial showing your how to export contact information for students already enrolled on your LTPG Course Play Event programs within GLF. Connect.



Send via GLF. Connect Messaging - [Click Here for Tutorial Video](#)

View the tutorial showing you how to use the GLF. Connect messaging feature on the web based system.



Send via GLF. Connect In-App Messaging - [Click Here for Tutorial Video](#)

View the tutorial showing you how to use the GLF. Connect in-app messaging feature.