


Step 6 - Post Class




Please find listed below the recommended actions that you need to take during this step of implementation. This stage is all about following up with your event participants to gain feedback and further engagement in the program:




Distribute your Post Class Learn to Play Program Communication

This communication should include information relating to the next class session and upcoming Course Play and Practice Club dates. Use the methods below to communicate this. This template is available within the Learn to Play Golf 3 Level Program page:




Send to Learn to Play Program Attendees via Email

Send this communication to all of your Learn to Play Program attendees via email.



Send via GLF. Connect Messaging - [Click Here for Tutorial Video](#)

View the tutorial to message your students through the GLF. Connect messaging system.



Send via GLF. Connect Emails/ Contact Groups - [Click Here for Tutorial Video](#)

View the Tutorials to learn how to download the class information or send an email message to your Learn to Play Program attendees from with the GLF. Connect system.