

# Step 6 - Post Class or Event




Please find listed below the recommended actions that you need to take during this step of implementation:




## **Distribute your Post Event or Class Communication**

This communication should include information relating to the success of the event or class. It should also outline upcoming opportunities across the program elements. Use the methods below to communicate this. You can find the template communication within the Scoring School page of the Toolbox.




### **Send to Scoring School Attendees via Email**

Send this communication to all of your Scoring School attendees via email who attended the event or class.



### **Send via GLF. Connect Messaging - [Click Here for Tutorial Video](#)**

View the tutorial to message your students through the GLF. Connect messaging system.



### **Send via GLF. Connect Emails/ Contact Groups - [Click Here for Tutorial Video](#)**

View the Tutorials to learn how to download the class information or send an email message to your Scoring School attendees from with the GLF. Connect system.