


Step 6 - Post Golf School




Please find listed below the recommended actions that you need to take during this step of implementation. This stage is all about following up with your golf school participants to gain feedback and further engagement in the program:




Distribute your Post Golf school Communication

This communication should include information relating to further programming opportunities at the club. Use the methods below to communicate this. You can find the template communication within the golf school page of the Toolbox.




Send to Golf School Attendees via Email

Send this communication to all of your golf school attendees via email.



Send via GLF. Connect Messaging - [Click Here for Tutorial Video](#)

View the tutorial to message your students through the GLF. Connect messaging system.



Send via GLF. Connect Emails/ Contact Groups - [Click Here for Tutorial Video](#)

View the Tutorials to learn how to download the class information or send an email message to your golf school attendees from with the GLF. Connect system.