


Step 1 - Scheduling and Planning




Please find listed below the recommended actions that you need to take during this step of implementation:




Assess Facility Access

Ensure you can access the practice facilities at your venue and discuss the program with your management team. Remember you will need to get out on the course for the monthly Playing Event and use a variety of practice facilities for your weekly classes and challenge clubs.




Decide on the Scoring School Type

You can run scoring schools across five scoring goals. You should decide which of the Scoring Schools you would like to launch at your venue depending on your customer base, facility access and coaching team availability.




Decide the Scoring School(s) Weekly Class Dates

Decide on the specific dates of your Scoring School weekly classes within the specific scoring school you are running. We recommend you aim to schedule on a consistent day and time each week and ensure it connects to your Monthly Playing Event and Challenge Club session.




Decide on the Day and Time of your Scoring School Playing Event

Decide on the day and time of your monthly Playing Event. Once again we recommend this is scheduled on a consistent day each month. You should allocate enough time to allow all students to play 9 holes.




Decide on the Day and Time of your Challenge Club

Each month you should be offering a monthly Challenge Club session. Once again we recommend this is scheduled on a consistent day each month. You may decide to offer different challenge clubs for different scoring goals or offer a single monthly session where all students can attend regardless of the Scoring School they attend.



Price your Scoring School Subscription

Your Scoring School should be a monthly subscription based program, whereby each month students receive access to the weekly themed classes, monthly challenge clubs and playing event. You should decide on the price for your program each month and set a price to cover all these elements.



Schedule your Scoring School Components

You are now ready to schedule your Scoring School components on the GLF. Connect system. When doing this, make sure you utilize the Support Videos within the Scoring School page.



Ensure your Scoring School Subscription Product is setup correctly

A template Scoring School subscription product has been created in the coaching store. You should ensure that this product has been priced correctly and you may need to work with your manager or the GLF. Connect support team.