



JUNIOR GOLF ACADEMY PROGRAM

# WELCOME GUIDE



## WELCOME

Thank you for registering your child to the Junior Academy Programme.

We are excited to welcome you and your child to the programme. This short guide acts as your introduction to this programme and will give you all the information you need to understand the programme, what is involved and the journey that your child is about to embark on.

Our team of PGA Professionals is excited to provide your child with the opportunity to develop their skills, create new friendships and have fun every step of the way. Our program will connect you, the child and their coach at every step on their journey to become club and course ready and ultimately...

**Make golf a game for life!**



## WHAT'S INCLUDED

Now that your child is registered onto the Junior Academy Program, we have outlined below what is included and some of the additional benefits your child can access. These include:

- **Weekly Age Based Group Class**

Your child is registered to attend one of our age based group classes running weekly. On sign up you will have received details about the dates and times of your class sessions.

- **Welcome Pack Access**

We offer an optional one off registration fee for the program which then includes everything your child needs to support their participation.

- **Discount Access to Monthly Playing Events**

It's super important for children to play the course and we do this through a developmentally appropriate structure. This will help children learn to play and score and where necessary with a competitive element. Course play events are organised on a monthly basis and attendance to these events are at a discounted rate.

- **GLF. Connect Access**

We use the GLF. Connect system to power our program. You will receive free access on GLF. Connect to access a range of features to help you manage your child's engagement with the program



## JUNIOR WELCOME PACK

As part of your registration to the program, your child will receive a welcome pack. This Welcome Pack has been designed to give your child all of the resources they need to actively engage in the program. The Welcome Pack includes:

- **myAcademy Folder**

This provides your child with everything they need to know to engage in their journey through the program and it fits perfectly into your child's golf bag!

- **Junior Programme Hat**

Used as a symbol of participation in the program, the JGA Hat gives your child the ability to proudly display their Junior Hat Pins as they earn them and their participation in the program!

- **Program Resources**

Interactive and educational resources for your child are included within the myAcademy folder and will help your child to navigate the program, track their progress and collect the reward elements.

**Speak to your child instructor if you have not yet purchased or received your Junior Welcome Pack.**

- **Junior Valuables Pouch**

Perfect for storing everything your child needs in practice and on the course.

- **On Course Goodies**

Perfect for laying the foundations for educating your child on equipment necessary to play the game. This includes 3 golf balls, tee pegs, pencils, pitchfork and a water bottle.



## WHAT WILL YOUR CHILD LEARN?

The program develops your child through four learning outcomes which are built into each the program classes. These learning outcomes are interlinked and are critical to develop your child's competency and confidence to play the game.

They are also vital to help the child to thrive as a person outside of golf and to become an active participant at the club. These learning outcomes are built into the program curriculum and the child's progression through the program...

- **Mastering the Game Skills**

Your child will develop core golf skills to play the game confidently and competently across swing, on the green, around the green & on the course.

- **Learning the Game Skills**

Your child will develop the knowledge to be at the club and to play the golf course independently, socially and/or competitively.

- **Physical Literacy Skills**

This element is focussed on the development of the child to thrive in golf and wider life across a range of social and psychological development elements.

- **The Whole Child Skills**

Your child will develop the necessary movement skills and physical development to thrive in golf and the necessary grounding for a healthy and active life.



## MASTERING THE GAME SKILLS

This learning outcome focusses on developing your child across four skills within the game. Within each of these skills are sub-skills that are necessary for your child to develop in order to play the game confidently and competently. These elements shape the learning and coaching opportunities across the programs. Each week your child will attend a class which focusses on one of three elements, Swing, Around the Green and On the Green.

The child will develop their skills within the On the Course element during the monthly Junior Playing Events which compliment the programme.

- **Swing**

Development of the skills required for your child to competently use the clubs in full swing areas of the game including driving, fairway woods and irons.

- **On the Course**

This element is focused on the development and transference of your child's skills onto the golf course independently, socially and competitively.



- **Around the Green**

Development of the necessary skills your child will require in situations around the green, including pitching, chipping and bunker play.

- **On the Green**

Development of the necessary skills your child will require in situations on the green including short putts, long putts and scoring.

## LEARNING THE GAME

This element is focused on building your child’s knowledge of the game to play the golf course, play with others and engage in life at the club. This is achieved during program classes via discussion, group activity and games as well as the experience of the child during course play events.

The Learning the Game learning outcome focuses on developing the following four areas...

### **RULES & ETIQUETTE**

This element introduces and develops your child's knowledge to play the golf course with others socially and competitively within the rules and standards of the game.

### **PLAYING & SCORING**

This element introduces and develops your child's knowledge to play the golf course in a variety of formats competitively and socially.

### **PREPARING TO PLAY**

This element introduces and develops your child's knowledge to prepare for playing the golf course in a range of conditions and environments.

### **ORIENTATION**

This element introduces and develops your child's knowledge to navigate the course and the club, being safe and to play with confidence.

## THE WHOLE CHILD

This element is focused on the social-behavioural and psychological development of your child so they can thrive in golf, the club and in wider life. Your child will develop these elements through active participation in the programs, & engaging actively in life at the club with others through events and classes.


This learning outcome will develop:

- **Social**

These are the skills necessary to develop your child's ability to work as part of a team and engage constructively with others.

- **Creative**

These are the skills to develop innovative ways to tackle tasks and challenges within the necessary rules and in a safe way.



- **Cognitive**

These are the skills to develop strategies that will enable your child to complete a variety of tasks in an efficient and confident manner.

- **Personal**

These are the skills intrinsic to your child and include the ability to self motivate and exert self control.



## PHYSICAL LITERACY

This element is focused on developing the necessary movement skills and basic athleticism skills to play golf and thrive to live a healthy and active lifestyle. The physical literacy component is delivered within classes in the form of warm up games and activities in a developmentally appropriate way.

Some of the Physical Literacy skills your child will develop may include...

### Fundamental Movement Skills (FMS)



Kick



Throw



Skip



Hop



Run



Side-step



Dodge



Jump



Balance



Crawl

### Athleticism



Agility



Static & Dynamic Balance



Coordination



Speed



Strength & Power



Endurance



Flexibility



## TRACKING PROGRESS

Through participation in the program, your child, where developmentally appropriate, has the opportunity to progress through a pathway built across six levels. The levels are colour coded across the program resources and rewards.

Through the progression pathway you, the child and their coach can track progression which will shape your child's unique journey through the program and when engaging in life at the club. All of this will drive self confidence, enjoyment and fulfillments by rewarding your child's success at every stage.

- **6 Progressive Levels**

Your child can move across 6 progress levels, from Level 1 (Red) to Level 6 (Black) on their journey to develop the skills to become club and course ready!

- **Earn Rewards at Every Step**

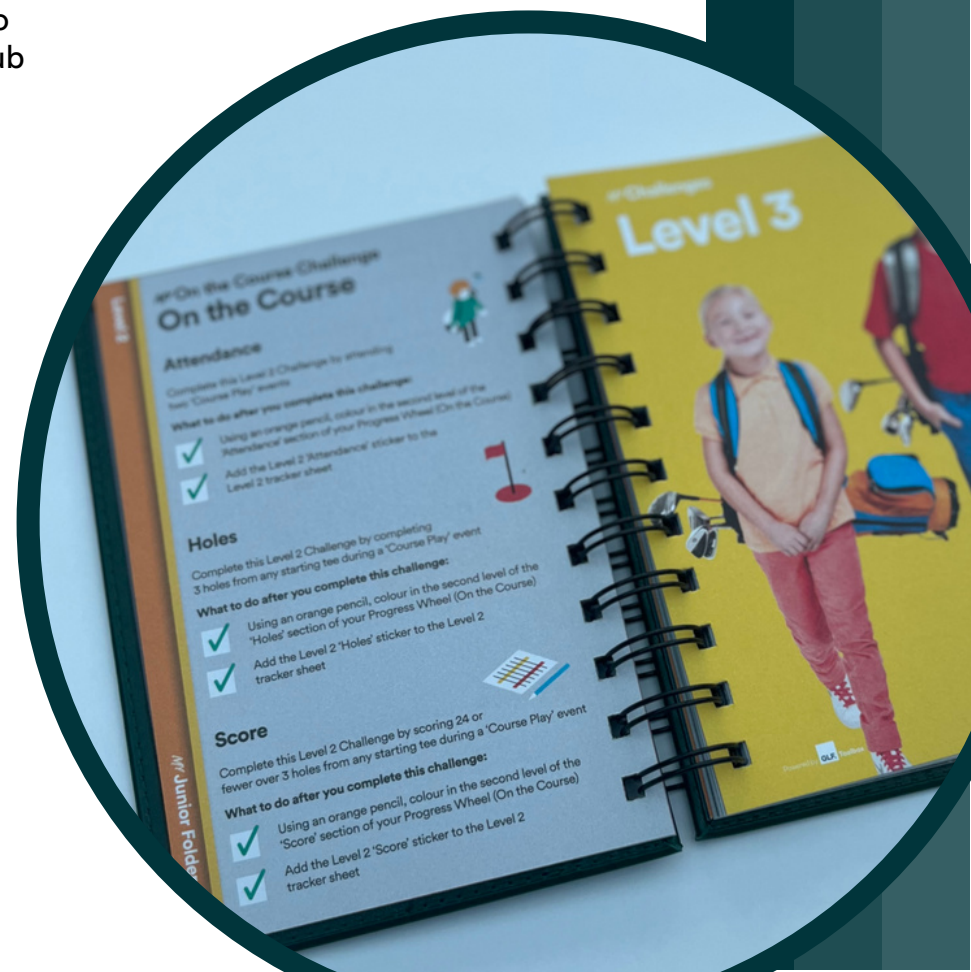
Your child will earn rewards on the completion of individual challenges with skills, and when they complete levels of the program.

- **Fun and Engaging Element to Classes**

Your child will participate in fun skill based challenges during classes and events allowing them earn their rewards and track their progress.

- **Log Progress**

The supporting resources allows your child to log their progress at every stage giving you insight as to their journey on the program





## GLF. Connect

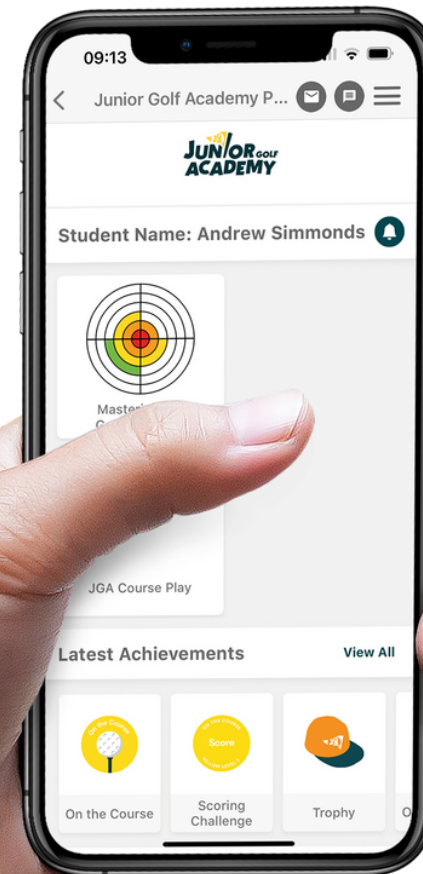
Track and manage your child's journey through the program via the GLF. Connect system.

We use the GLF. Connect system and mobile app to power the JGA Program. This gives you the ability to access a range of online features to manage your child's engagement with the program, communicate with their coach and track their journey through the program. Features you can access include:

- View your child's progress wheels
- View the program challenges
- Earn virtual rewards and certificates
- On Course Tracking
- Online Booking of Lessons/ Classes
- Communicate with your child's Coach
- Much more...

Download on the App Store for iOS and Google Play Store for Android by searching 'GLF. Connect'

Speak to your child's coach to learn more or watch a demo by scanning the QR code:



## We Need Your Support!

The family circle plays a vital role in your child's progression and enjoyment of the programs and we need your support at every step of their journey through the program. We have put together a list of the most important ways in which you can support the delivery of the program. This includes...

- Communicate with your child's coach at any time regarding the programme, life at the club, their progress and any concerns you may have
- Help your child to attend classes and events on time and be fully prepared with the necessary equipment
- Be supportive at all times and keep everything you do as fun as possible to promote life-long participation in the game
- Help your child to understand any resources that may be distributed by their coach to promote the learning outcomes
- Promote engagement in the myAcademy folder by helping your child to bring it to classes, keep it in good condition and engage in the learning resources
- Help your child to understand the progression pathway and learning outcomes
- Attend as many of the monthly playing events as possible to help develop your child's on course experience and confidence
- Follow our recommendation for playing the course when playing with your child on the course outside of program events



## FINAL THOUGHTS

It is important that we as coaches and the family support our children as they develop as people and golfers. We'd like to provide you with our top five tips that we use in our coaching sessions to help us encourage all our junior golfers...

2

Be patient and encouraging, allow them to problem solve as opposed to giving them the answer

4

Be the calm in their game, don't be the chaos



1

If our kids know we love them when they fail, they become bullet proof, and aren't afraid to try

1

3

Create experiences that will encourage kids to play the game forever

3

4

After each practice or competition ask these three questions:

- What went well?
- What do you need to improve?
- What did you enjoy most?

5





# THANK YOU

We hope your child enjoy's their time on the Junior Academy Program.



01923 943346



[info@demoacademy.co.uk](mailto:info@demoacademy.co.uk)



[demoacademy.glfconnect.com](http://demoacademy.glfconnect.com)

