

On the Green Challenges



Awarding a On the Green Hat Pin

The graphics below indicate what is required to award the child their level category hat pin. Through the GLF. Connect App, the child will automatically be awarded their virtual hat pin reward:



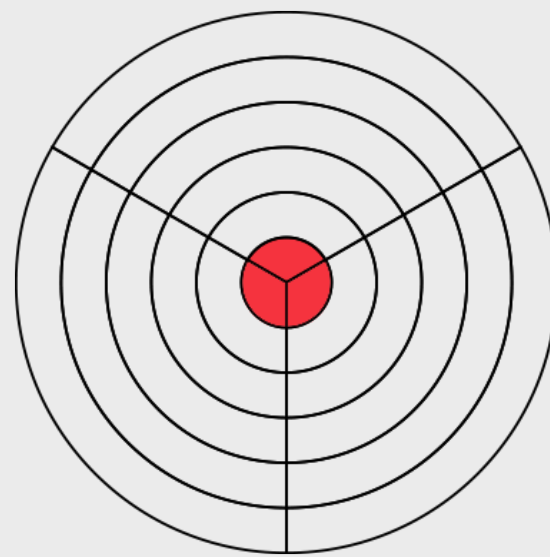
Level 1 Tracker Stickers

All of the stickers have been added to the tracker sheet within the child's myJunior folder.



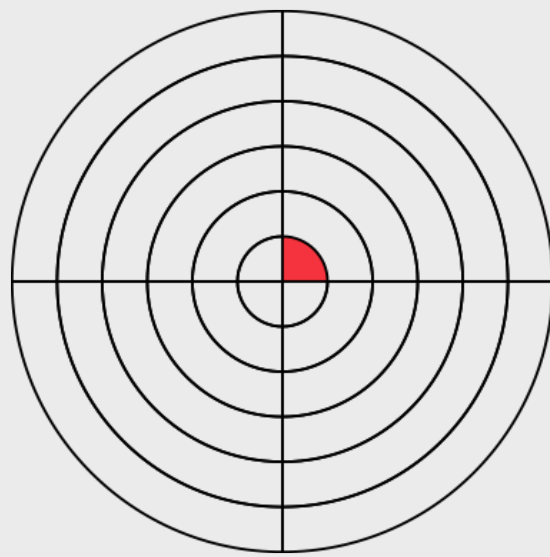
On the Green myProgress Wheel

The level 1 circle has been coloured in within the child's myJunior folder.



Mastering the Game myProgress Wheel

The level 1 section has been coloured in within the child's myJunior folder.




What to do next?

You can now award the child their Level Hat Pin.

The reward will be issued virtually via the GLF. Connect app within the Junior Golf Academy myGame+ program.



Level 1



Level 2 Challenges

Awarding a On the Green Hat Pin

The graphics below indicate what is required to award the child their level category hat pin. Through the GLF. Connect App, the child will automatically be awarded their virtual hat pin reward:

Step 1

Level 2 Tracker Stickers

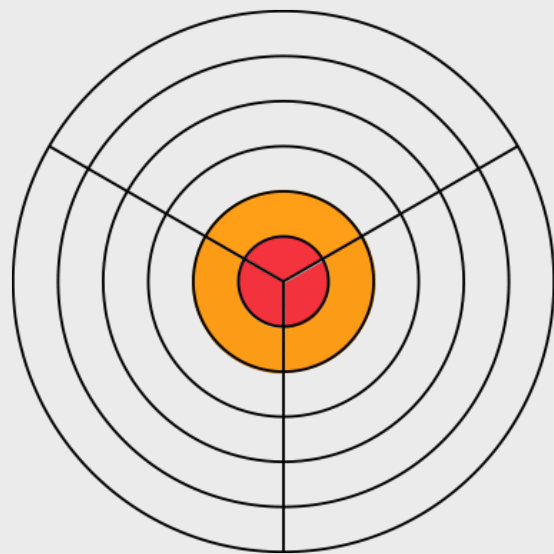
All of the stickers have been added to the tracker sheet within the child's myJunior folder.



Step 2

Around the Green myProgress Wheel

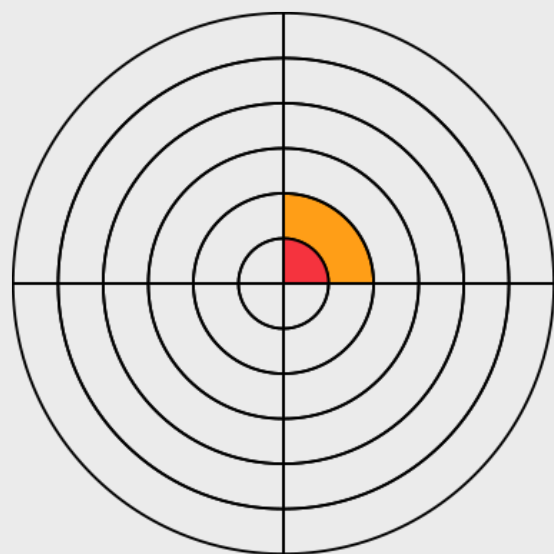
The level 2 circle has been coloured in within the child's myJunior folder.



Step 3

Mastering the Game myProgress Wheel

The level 2 section has been coloured in within the child's myJunior folder.




What to do next?

You can now award the child their Level Hat Pin.

The reward will be issued virtually via the GLF. Connect app within the Junior Golf Academy myGame+ program.



Level 1



Level 3 Challenges

Awarding a On the Green Hat Pin

The graphics below indicate what is required to award the child their level category hat pin. Through the GLF. Connect App, the child will automatically be awarded their virtual hat pin reward:

Step 1

Level 3 Tracker Stickers

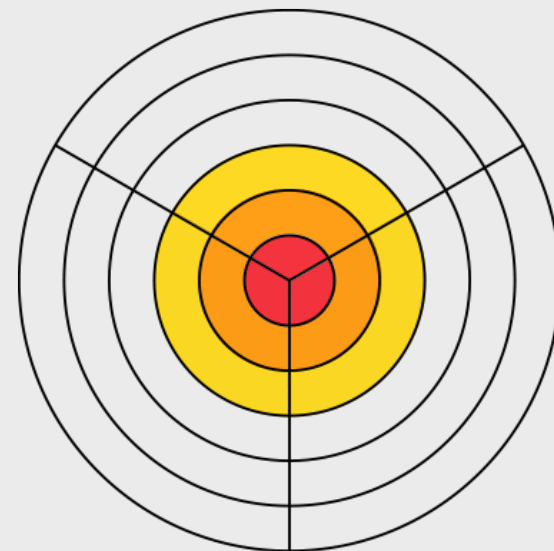
All of the stickers have been added to the tracker sheet within the child's myJunior Folder.



Step 2

Around the Green myProgress Wheel

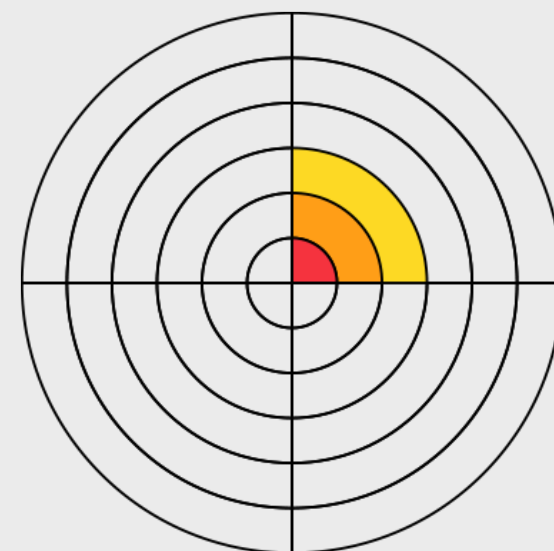
The level 3 circle has been coloured in within the child's myJunior folder.



Step 3

Mastering the Game myProgress Wheel

The level 3 section has been coloured in within the child's myJunior folder.




What to do next?

You can now award the child their Level Hat Pin.

The reward will be issued virtually via the GLF. Connect app within the Junior Golf Academy myGame+ program.



Level 1



Level 4 Challenges

Awarding a On the Green Hat Pin

The graphics below indicate what is required to award the child their level category hat pin. Through the GLF. Connect App, the child will automatically be awarded their virtual hat pin reward:

Step 1

Level 4 Tracker Stickers

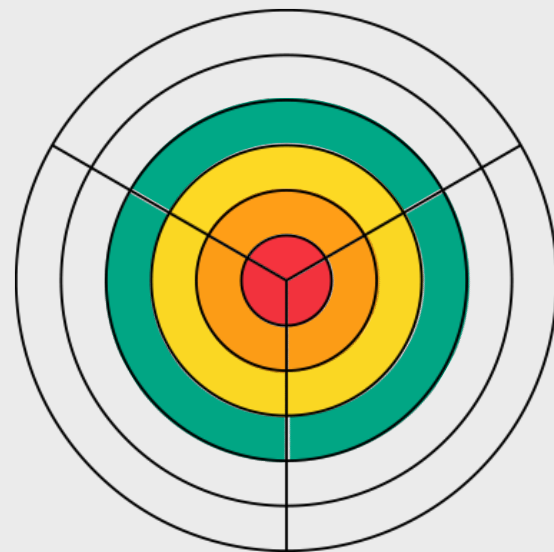
All of the stickers have been added to the tracker sheet within the child's myJunior Folder.



Step 2

Around the Green myProgress Wheel

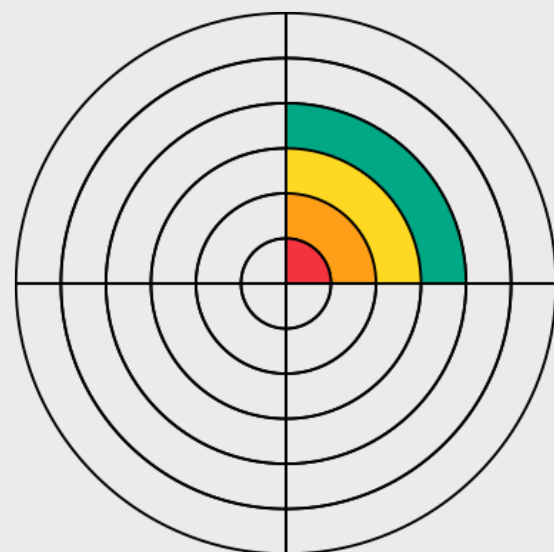
The level 4 circle has been coloured in within the child's myJunior folder.



Step 3

Mastering the Game myProgress Wheel

The level 4 section has been coloured in within the child's




What to do next?

You can now award the child their Level Hat Pin.

The reward will be issued virtually via the GLF. Connect app within the Junior Golf Academy myGame+ program.



Level 4



Level 5 Challenges

Awarding a On the Green Hat Pin

The graphics below indicate what is required to award the child their level category hat pin. Through the GLF. Connect App, the child will automatically be awarded their virtual hat pin reward:

Step 1

Level 5 Tracker Stickers

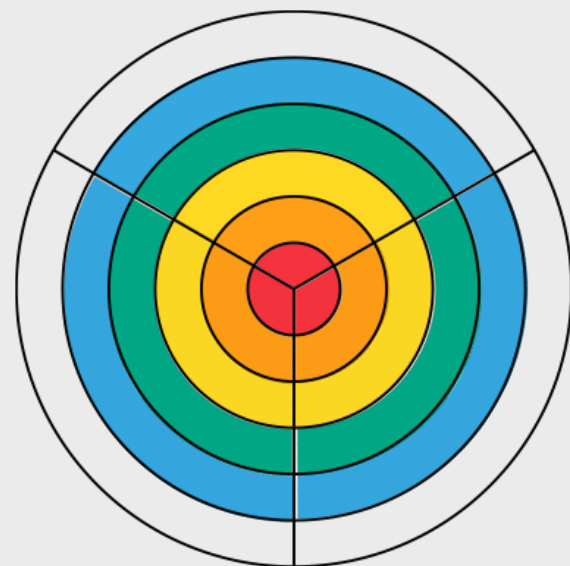
All of the stickers have been added to the tracker sheet within the child's myJunior Folder.



Step 2

Around the Green myProgress Wheel

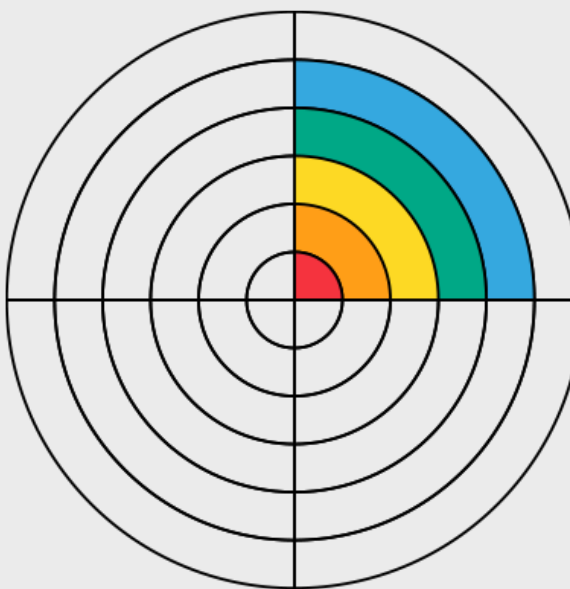
The level 5 circle has been coloured in within the child's myJunior folder.



Step 3

Mastering the Game myProgress Wheel

The level 5 section has been coloured in within the child's myJunior folder.




What to do next?

You can now award the child their Level Hat Pin.

The reward will be issued virtually via the GLF. Connect app within the Junior Golf Academy myGame+ program.



Level 5



Level 6 Challenges

Awarding a On the Green Hat Pin

The graphics below indicate what is required to award the child their level category hat pin. Through the GLF. Connect App, the child will automatically be awarded their virtual hat pin reward:

Step 1

Level 6 Tracker Stickers

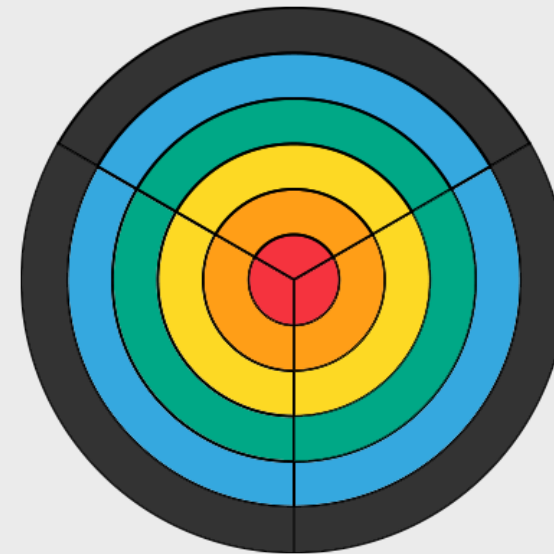
All of the stickers have been added to the tracker sheet within the child's myJunior Folder.



Step 2

On the Green myProgress Wheel

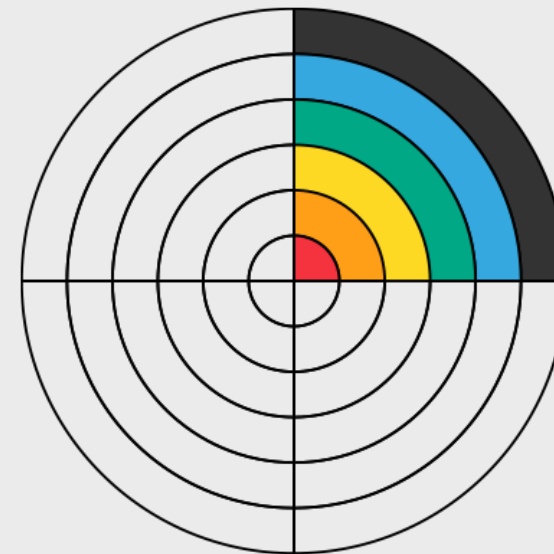
The level 6 circle has been coloured in within the child's myJunior folder.



Step 3

Mastering the Game myProgress Wheel

The level 6 section has been coloured in within the child's myJunior folder.




What to do next?

You can now award the child their Level Hat Pin.

The reward will be issued virtually via the GLF. Connect app within the Junior Golf Academy myGame+ program.



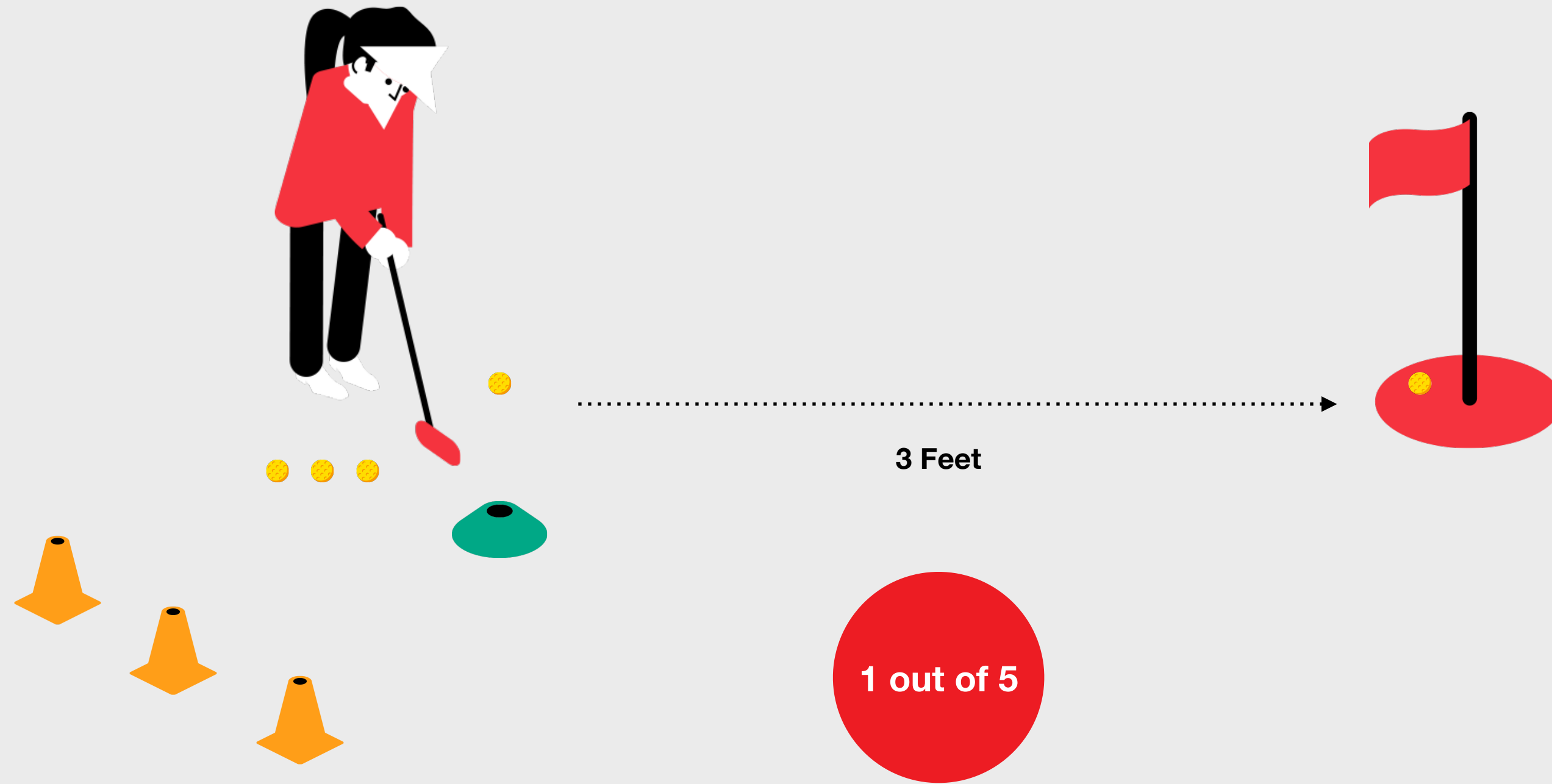
Level 6



Short Putts



Short Putts Challenge



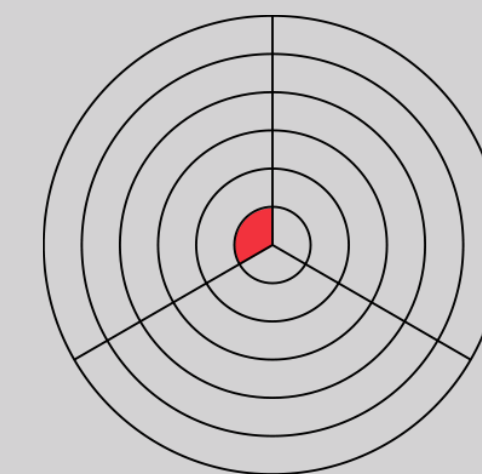
The Challenge

To complete the Level 1 Challenge within the Short Putts skill element, the child has 5 attempts to putt 1 ball into the hole from a single position 3 feet from the hole.


What to do next?

If the child completes the challenge, they can colour in the specific level of correct category for *myGame Wheel* in their junior folder. They can also add a Sticker to the correct level tracker sheet.

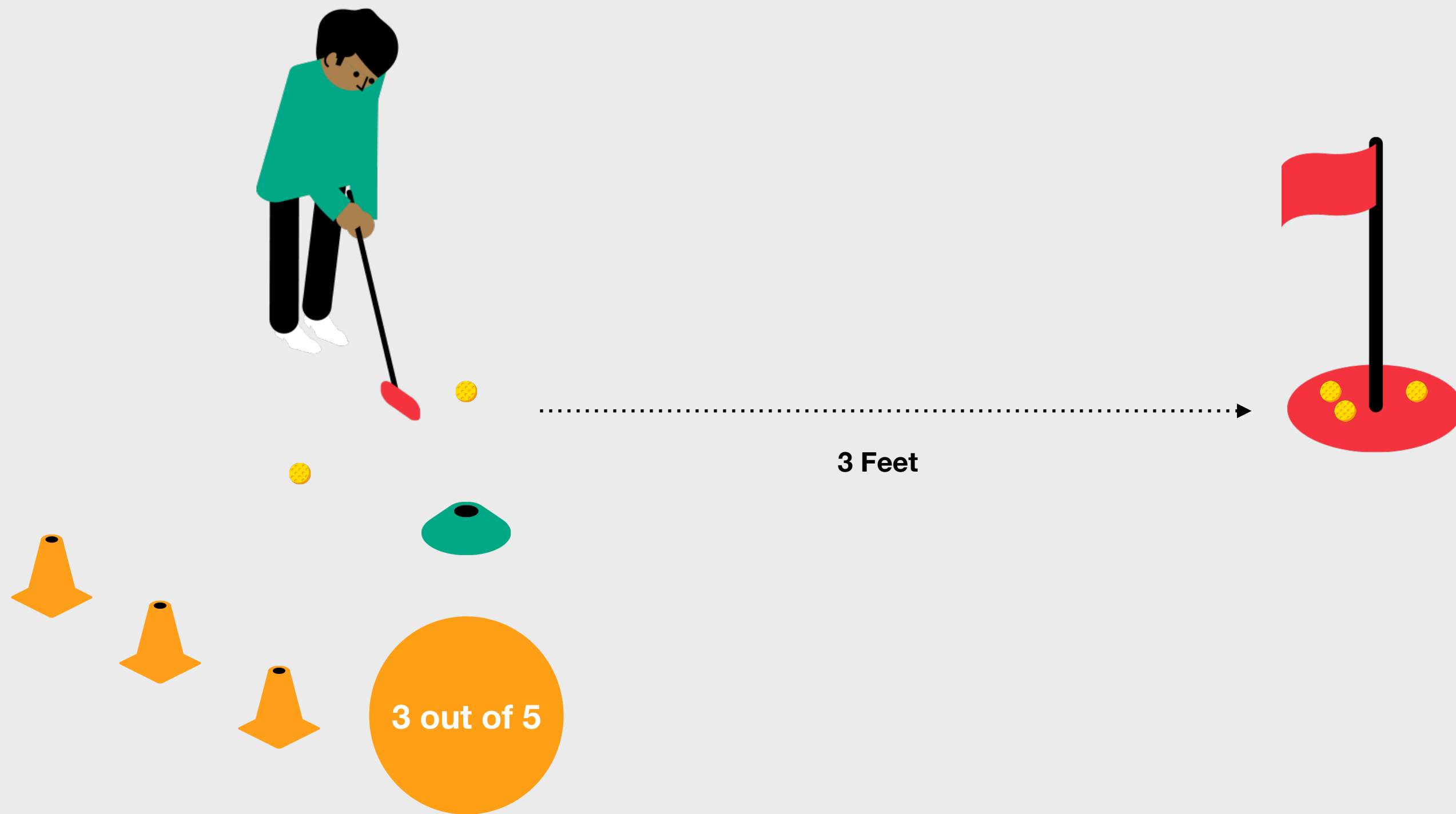
If they are also assigned to the Junior Golf Academy *myGame+* program on GLF. Connect the challenge can be marked as complete and the virtual rewards will be issued automatically.



Short Putts



Short Putts Challenge



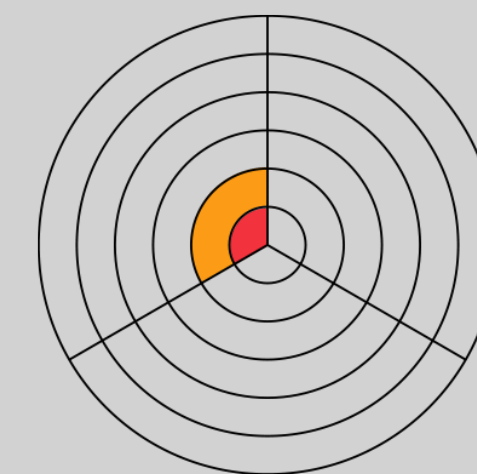
The Challenge

To complete the Level 2 Challenge within the Short Putts skill element, the child has 5 attempts to putt 3 balls into the hole from a single position 3 feet from the hole.


What to do next?

If the child completes the challenge, they can colour in the specific level of correct category for *myGame Wheel* in their junior folder. They can also add a Sticker to the correct level tracker sheet.

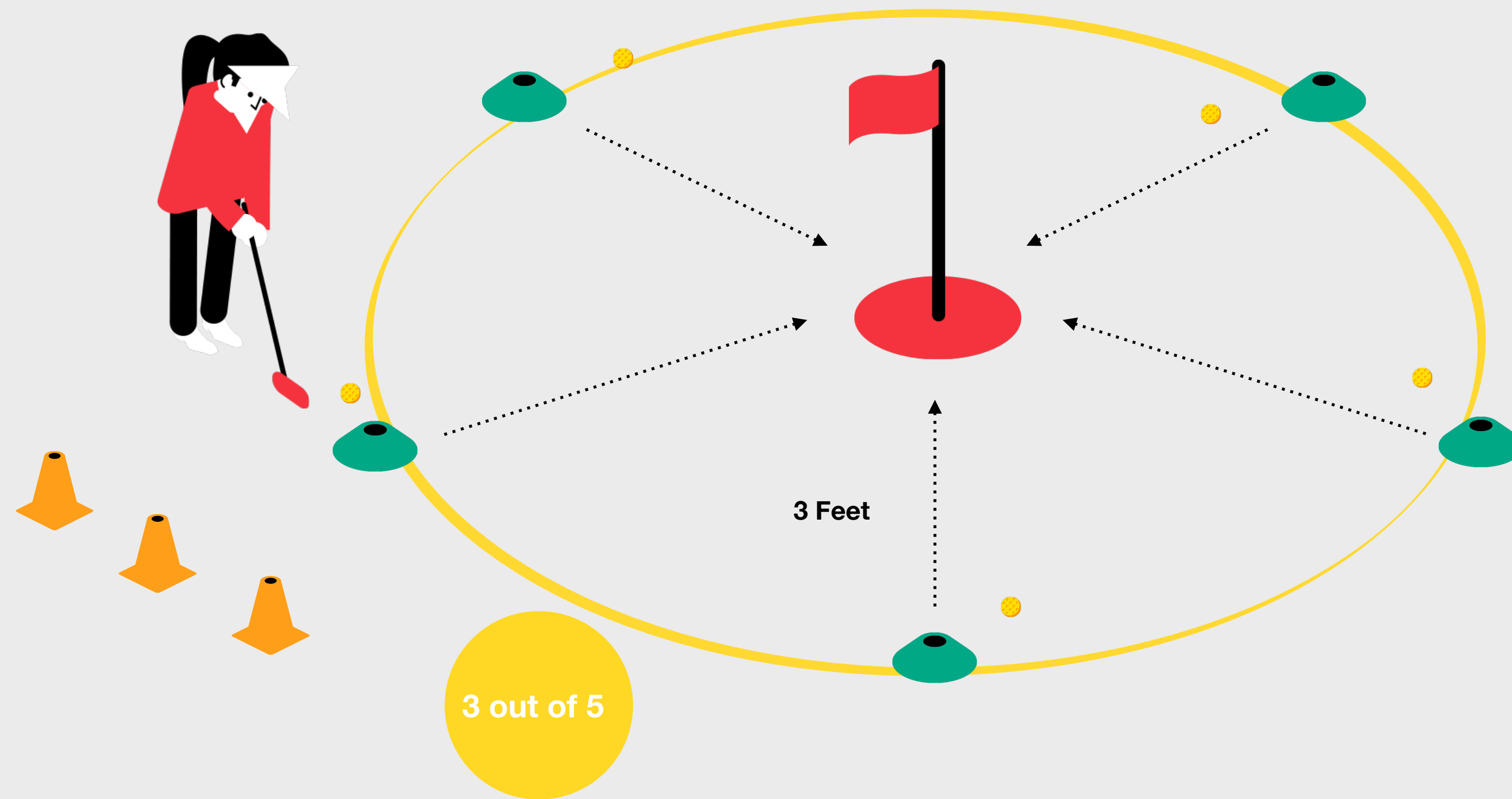
If they are also assigned to the Junior Golf Academy *myGame+* program on GLF, the challenge can be marked as complete and the virtual rewards will be issued automatically.



Short Putts



Short Putts Challenge



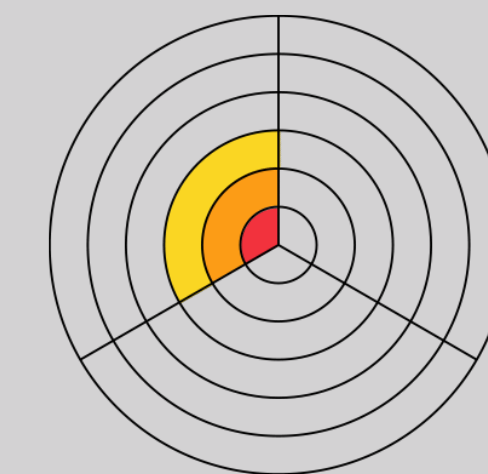
The Challenge

To complete the Level 3 Challenge within the Short Putts skill element, the child has 5 attempts to putt 3 balls into the hole from 5 different positions around the hole from a distance of 3 feet. One putt should be attempted from each position.

What to do next?

If the child completes the challenge, they can colour in the specific level of correct category for *myGame Wheel* in their junior folder. They can also add a Sticker to the correct level tracker sheet.

If they are also assigned to the Junior Golf Academy *myGame+* program on GLF. Connect the challenge can be marked as complete and the virtual rewards will be issued automatically.



Short Putts



**JUNIOR GOLF
ACADEMY**

Short Putts Challenge



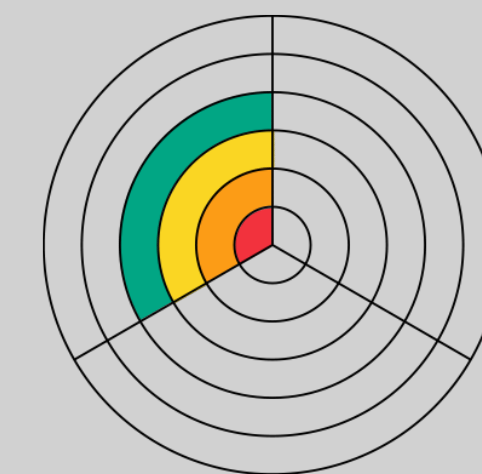
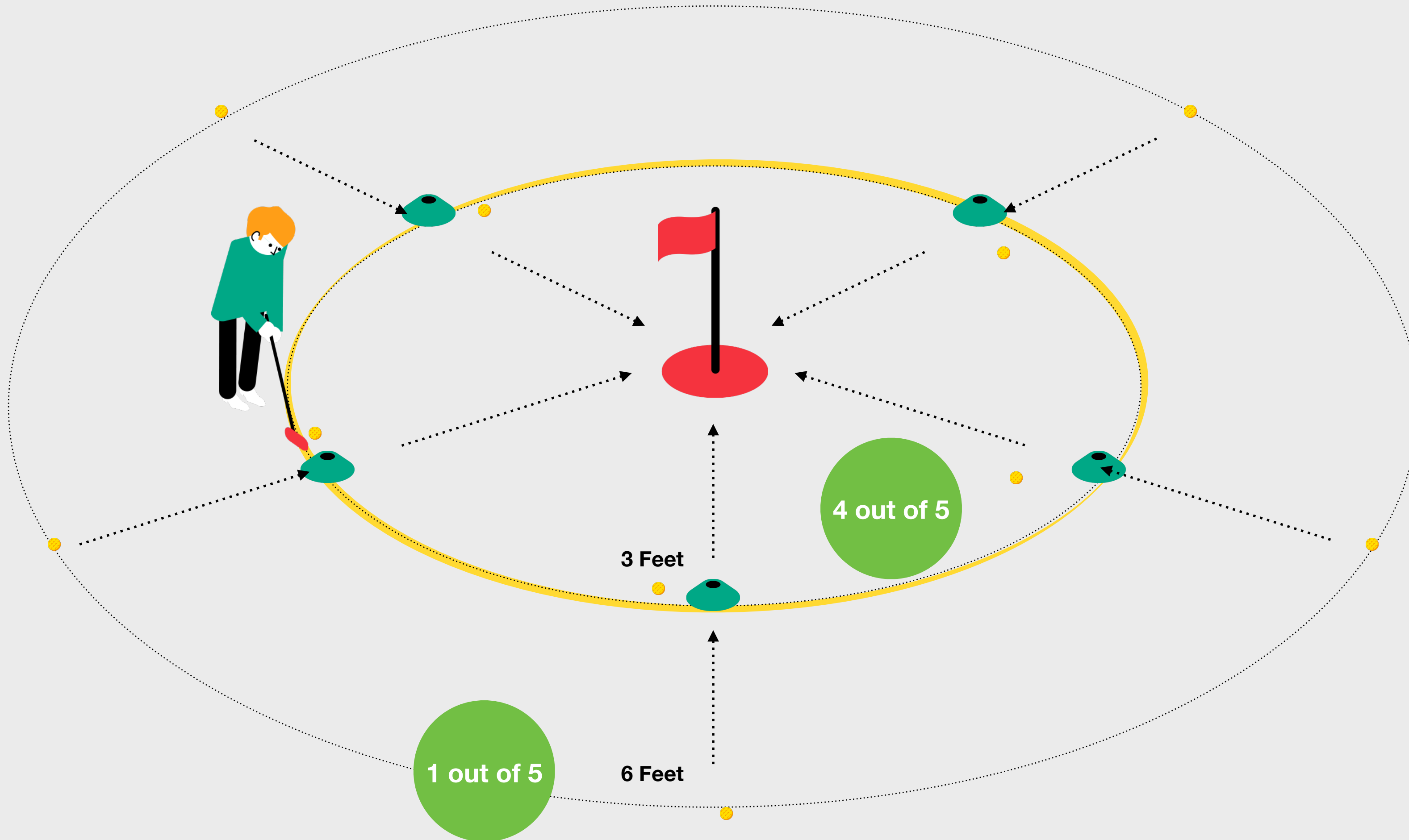
The Challenge

To complete Level 4 Challenge within the Short Putts skill element, the child has 5 attempts to putt 4 balls into the hole from 5 different positions around the hole from a distance of 3 feet. They also have 5 attempts to putt 1 ball into the hole from 5 different positions around the hole from a distance of 6 feet. One putt should be attempted from each position.


What to do next?

If the child completes the challenge, they can colour in the specific level of correct category for *myGame Wheel* in their junior folder. They can also add a Sticker to the correct level tracker sheet.

If they are also assigned to the Junior Golf Academy *myGame+* program on GLF. Connect the challenge can be marked as complete and the virtual rewards will be issued automatically.



Short Putts



Short Putts Challenge



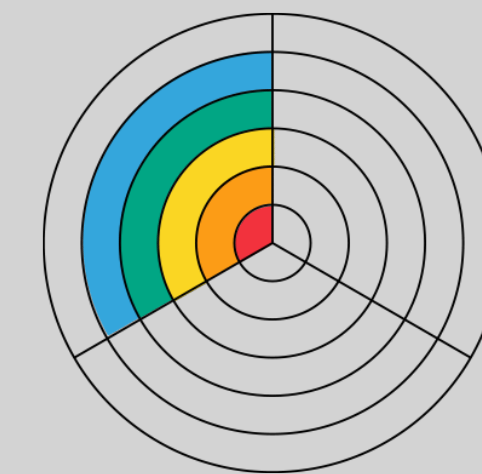
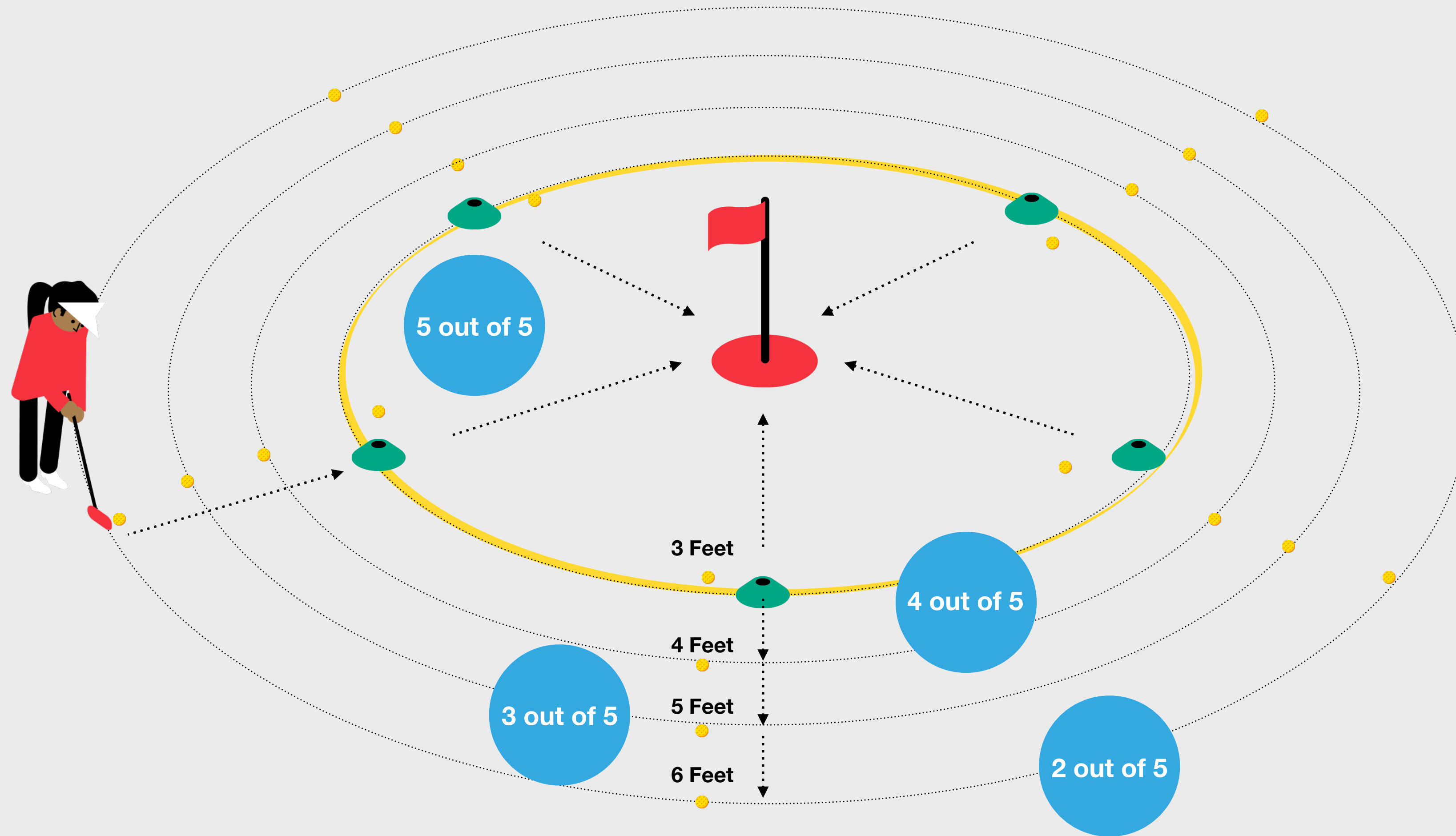
The Challenge

To complete the Level 5 Challenge within the Short Putts skill element, the child has to putt the ball into the hole 5 times from 3 feet., 4 times from 4 feet, 3 times from 5 feet & 2 times from 6 feet. You have 5 attempts at each distance and one putt should be attempted from 5 different positions around the hole.


What to do next?

If the child completes the challenge, they can colour in the specific level of correct category for *myGame Wheel* in their junior folder. They can also add a Sticker to the correct level tracker sheet.

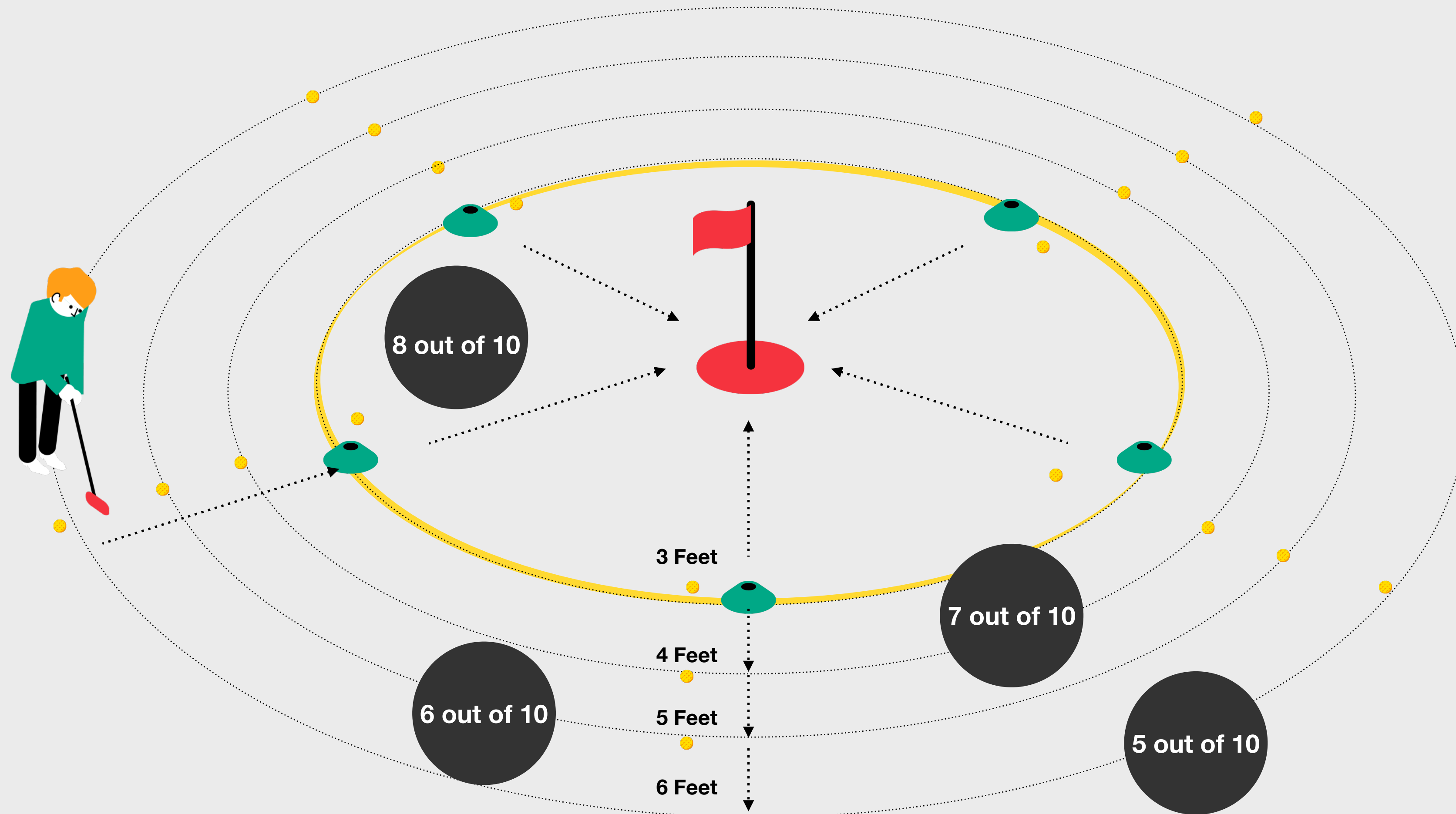
If they are also assigned to the Junior Golf Academy *myGame+* program on GLF. Connect the challenge can be marked as complete and the virtual rewards will be issued automatically.



Short Putts



Short Putts Challenge



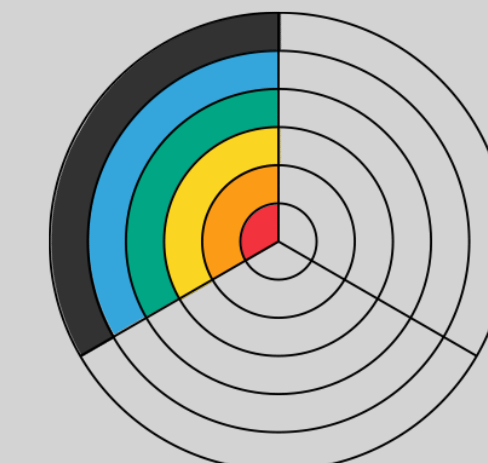
The Challenge

To complete the Level 6 Challenge within the Short Putts skill element, the child needs to putt the ball into the hole 8 times from 3 feet., 7 times from 4 feet, 6 times from 5 feet & 5 times from 6 feet. You have 10 attempts at each distance and one putt should be attempted from 5 different positions around the hole.


What to do next?

If the child completes the challenge, they can colour in the specific level of correct category for *myGame Wheel* in their junior folder. They can also add a Sticker to the correct level tracker sheet.

If they are also assigned to the Junior Golf Academy *myGame+* program on GLF. Connect the challenge can be marked as complete and the virtual rewards will be issued automatically.



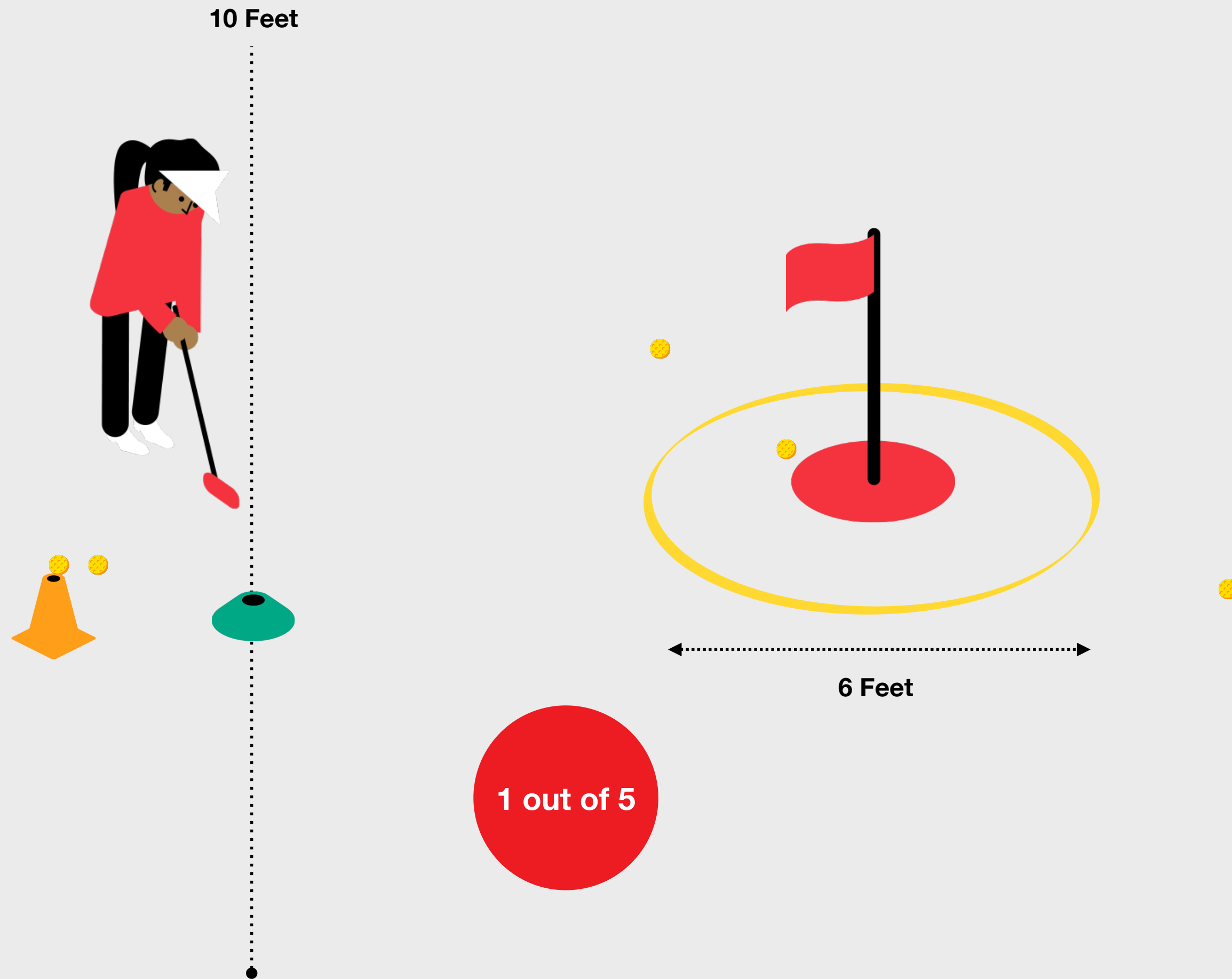
Short Putts



Long Putts



Long Putts Challenge



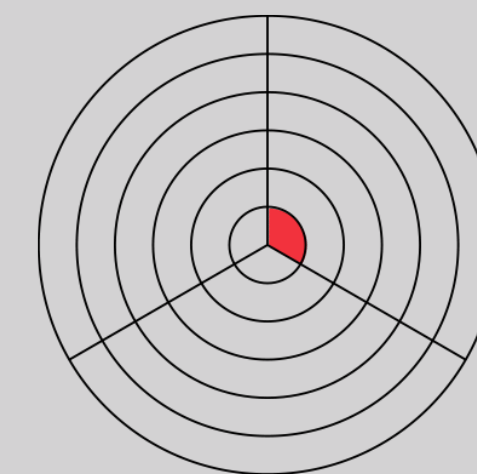
The Challenge

To complete the Level 1 Challenge within the Long Putts skill element, the child has 5 attempts to putt 1 ball to within a 6 foot diameter circle around the hole from a single position 10 feet from the hole.


What to do next?

If the child completes the challenge, they can colour in the specific level of correct category for *myGame Wheel* in their junior folder. They can also add a Sticker to the correct level tracker sheet.

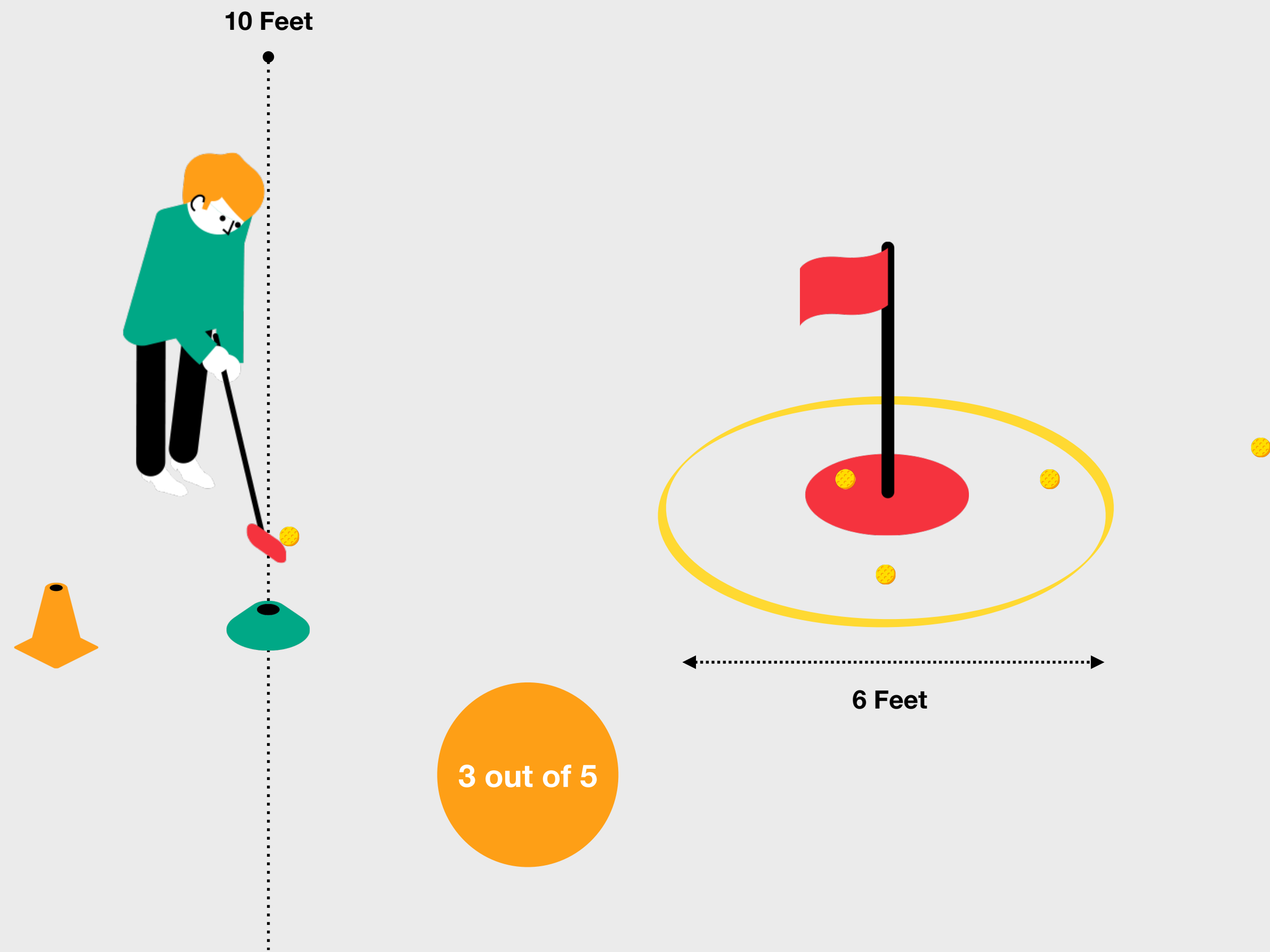
If they are also assigned to the Junior Golf Academy *myGame+* program on GLF. Connect the challenge can be marked as complete and the virtual rewards will be issued automatically.



Long Putts



Long Putts Challenge



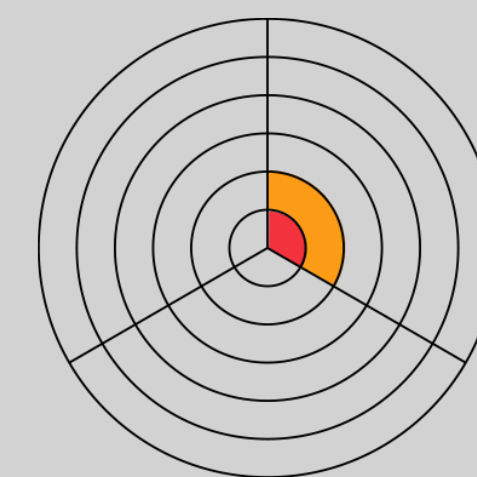
The Challenge

To complete the Level 2 Challenge within the Long Putts skill element, the child has 5 attempts to putt 3 ball to within a 6 foot diameter circle around the hole from a single position 10 feet from the hole.


What to do next?

If the child completes the challenge, they can colour in the specific level of correct category for *myGame Wheel* in there junior folder. They can also add a Sticker to the correct level tracker sheet.

If they are also assigned to the Junior Golf Academy *myGame+* program on GLF. Connect the challenge can be marked as complete and the virtual rewards will be issued automatically.



Long Putts



Long Putts Challenge



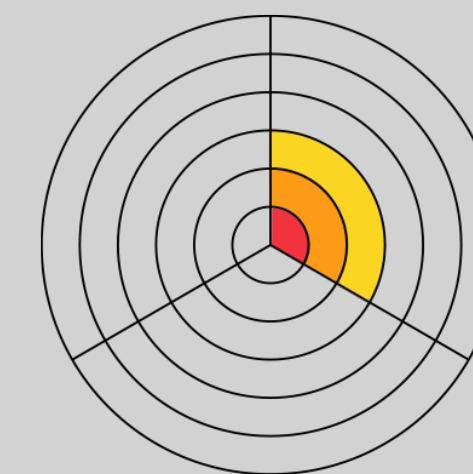

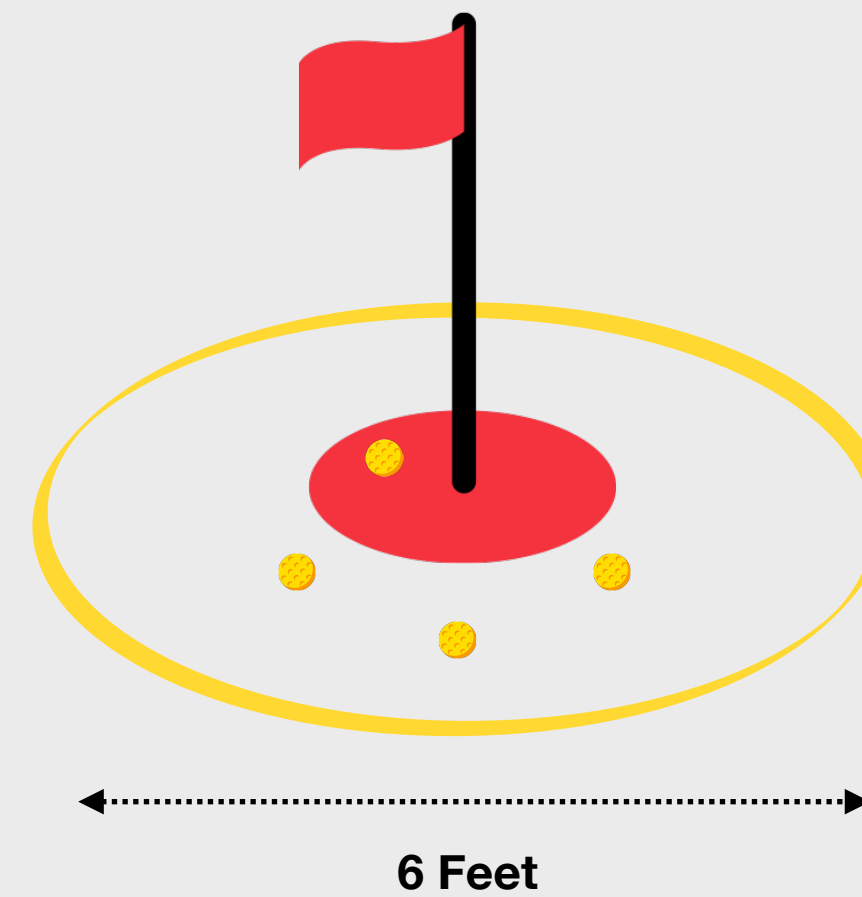
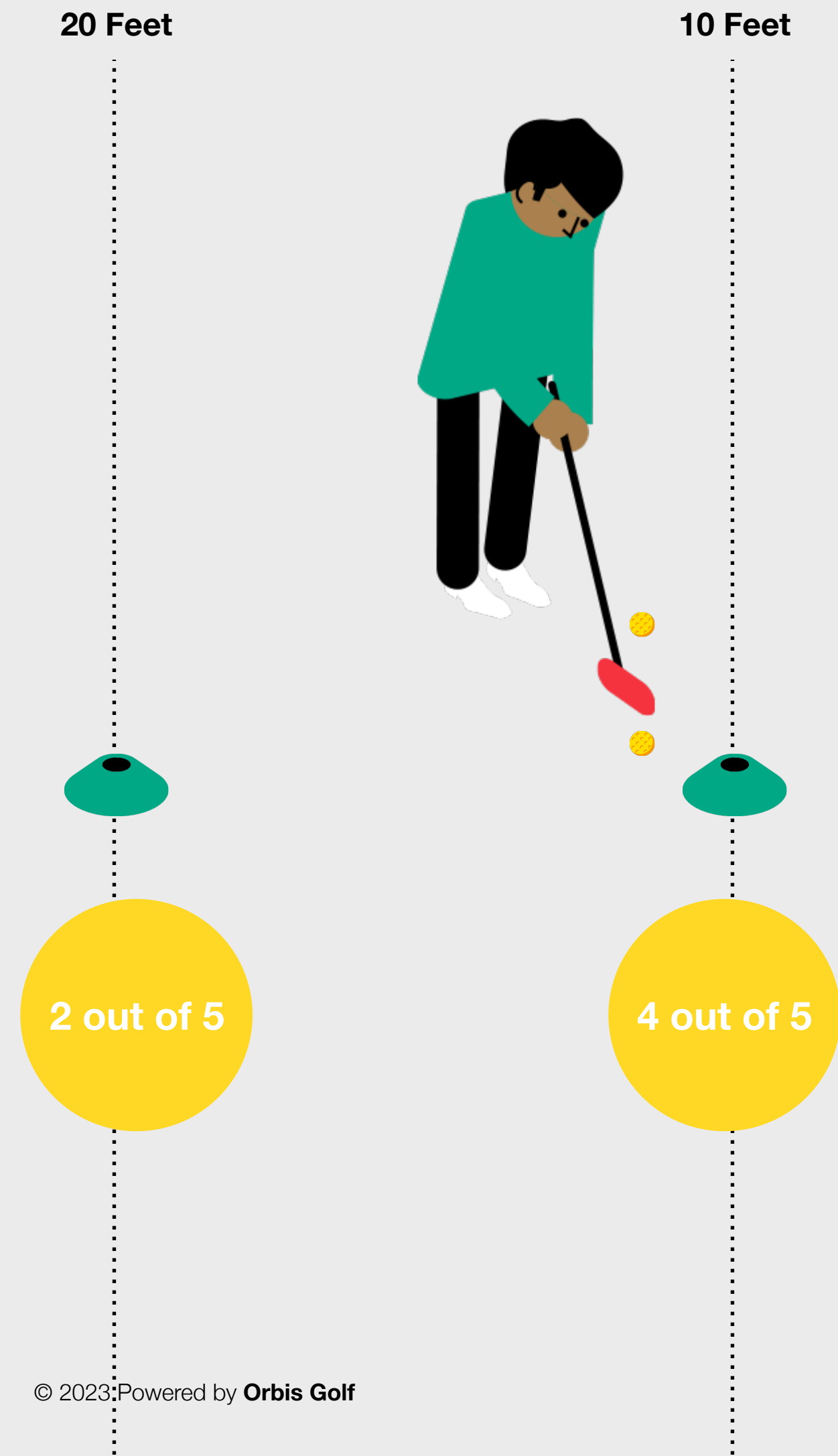
The Challenge

To complete the Level 3 Challenge within the Long Putts skill element, the child needs to putt 4 balls from a distance of 10 feet & 2 balls from a distance of 20 feet to within a 6 foot diameter circle around the hole. Both distances should be attempted from a single position on the same side of the hole. The child should have 5 attempts from each distance.

What to do next?

If the child completes the challenge, they can colour in the specific level of correct category for *myGame Wheel* in their junior folder. They can also add a Sticker to the correct level tracker sheet.

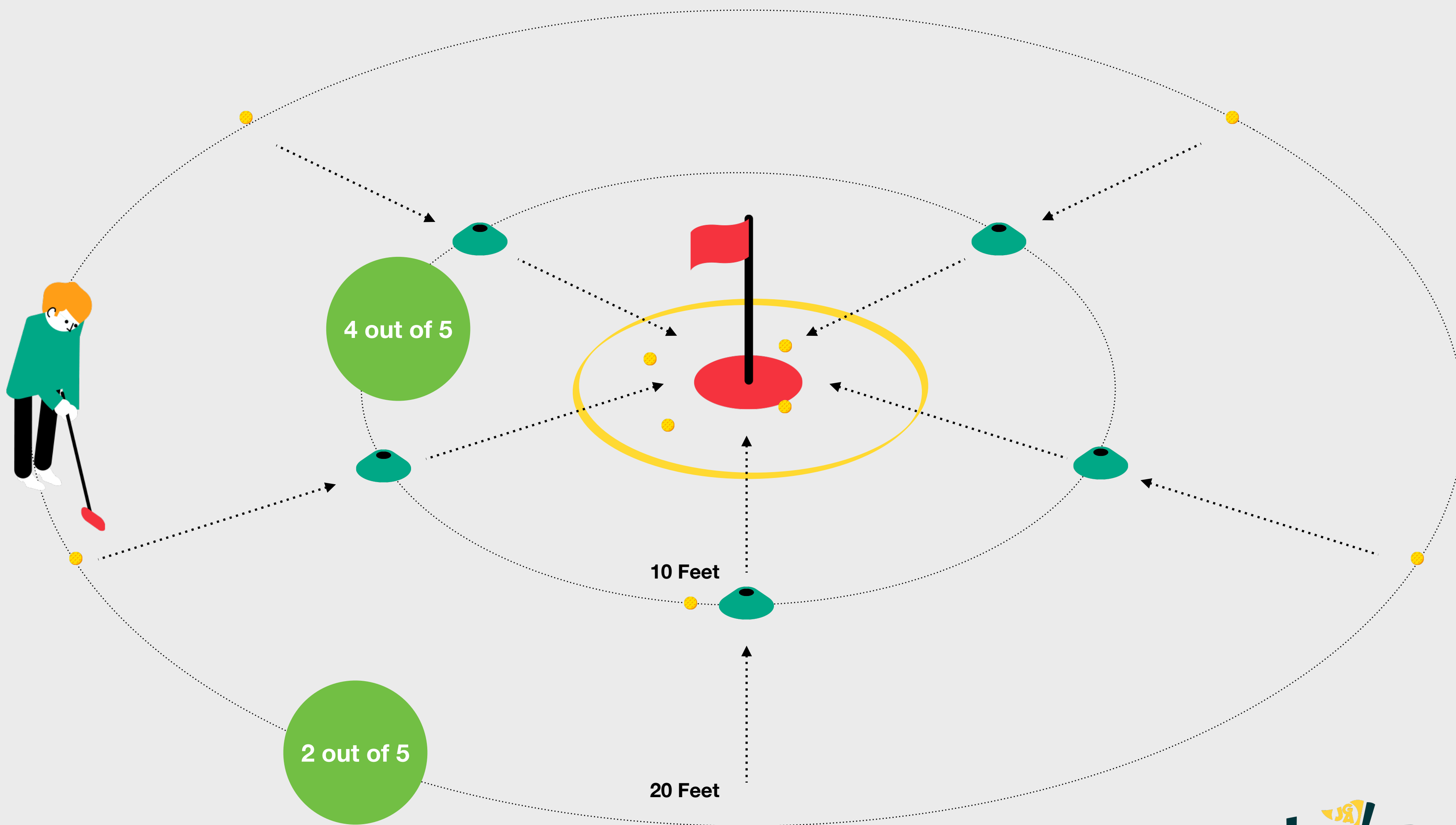
If they are also assigned to the Junior Golf Academy *myGame+* program on GLF. Connect the challenge can be marked as complete and the virtual rewards will be issued automatically.



Long Putts



Long Putts Challenge



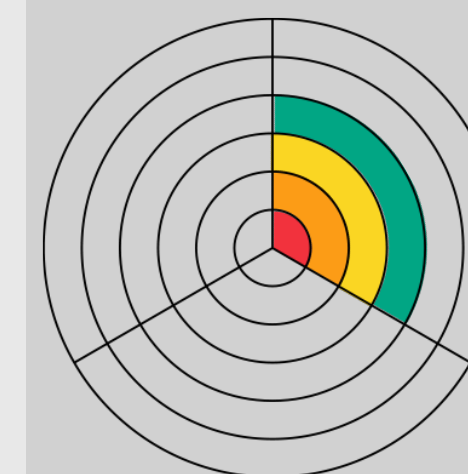
The Challenge

To complete the Level 4 Challenge within the Long Putts skill element, the child needs to putt 4 balls from a distance of 10 feet & 2 balls from a distance of 20 feet to within a 6 foot diameter circle around the hole. Both distances should be attempted from five positions around the hole and have 5 attempts from each distance. The child should attempt one putt from each position.


What to do next?

If the child completes the challenge, they can colour in the specific level of correct category for *myGame Wheel* in their junior folder. They can also add a Sticker to the correct level tracker sheet.

If they are also assigned to the Junior Golf Academy *myGame+* program on GLF. Connect the challenge can be marked as complete and the virtual rewards will be issued automatically.



Long Putts



Long Putts Challenge



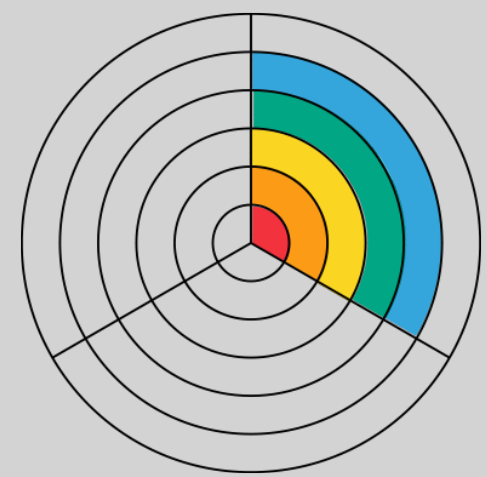
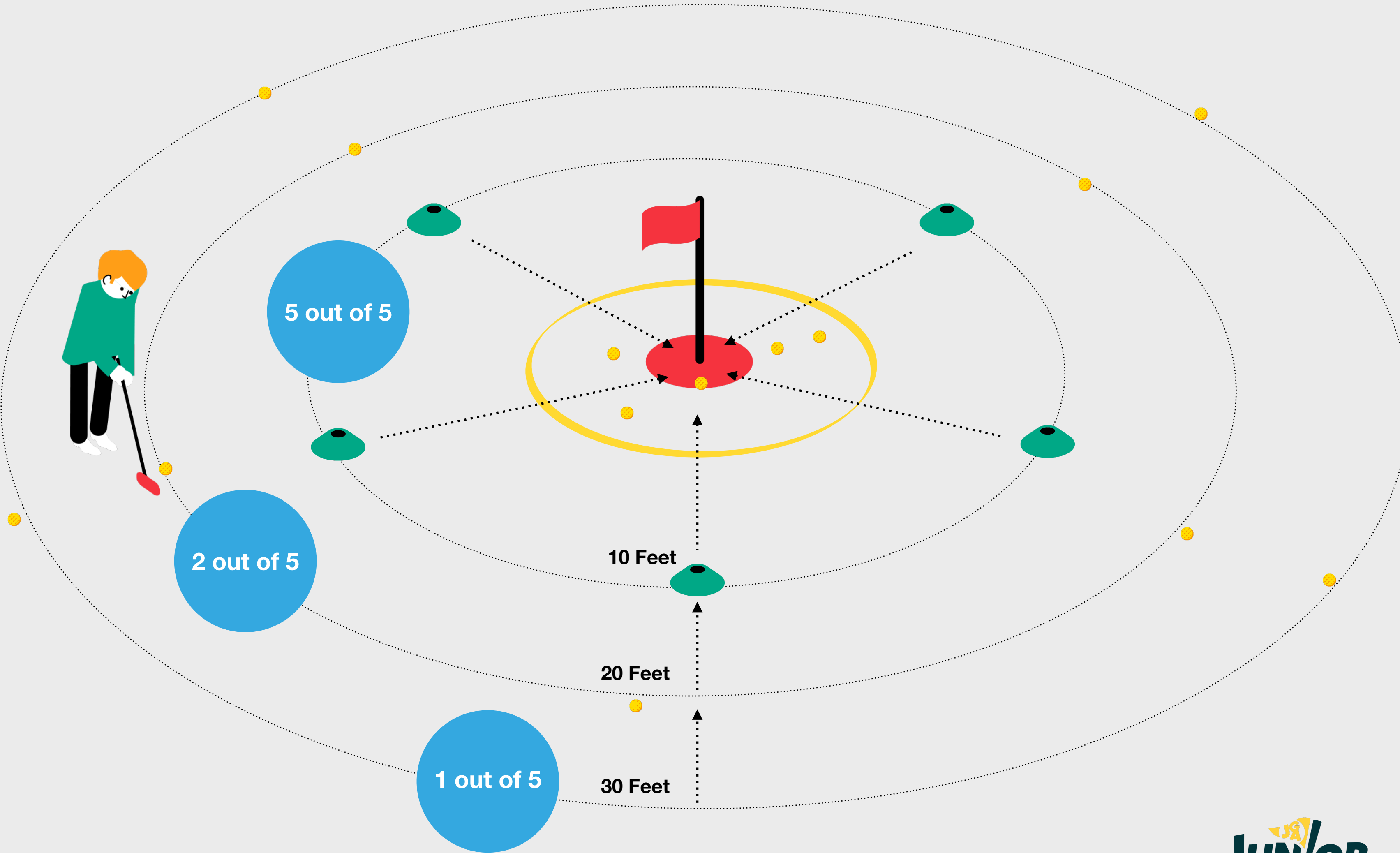
The Challenge

To complete the Level 5 Challenge within the Long Putts skill element, the child needs to putt 5 balls from a distance of 10 feet, 2 balls from a distance of 20 feet & 1 ball from a distance of 30 feet to within a 6 foot diameter circle around the hole. All three distances should be attempted from five positions around the hole and the child has 5 attempts from each distance. They should attempt one putt from each position.

What to do next?

If the child completes the challenge, they can colour in the specific level of correct category for *myGame Wheel* in their junior folder. They can also add a Sticker to the correct level tracker sheet.

If they are also assigned to the Junior Golf Academy *myGame+* program on GLF. Connect the challenge can be marked as complete and the virtual rewards will be issued automatically.



Long Putts



Long Putts Challenge



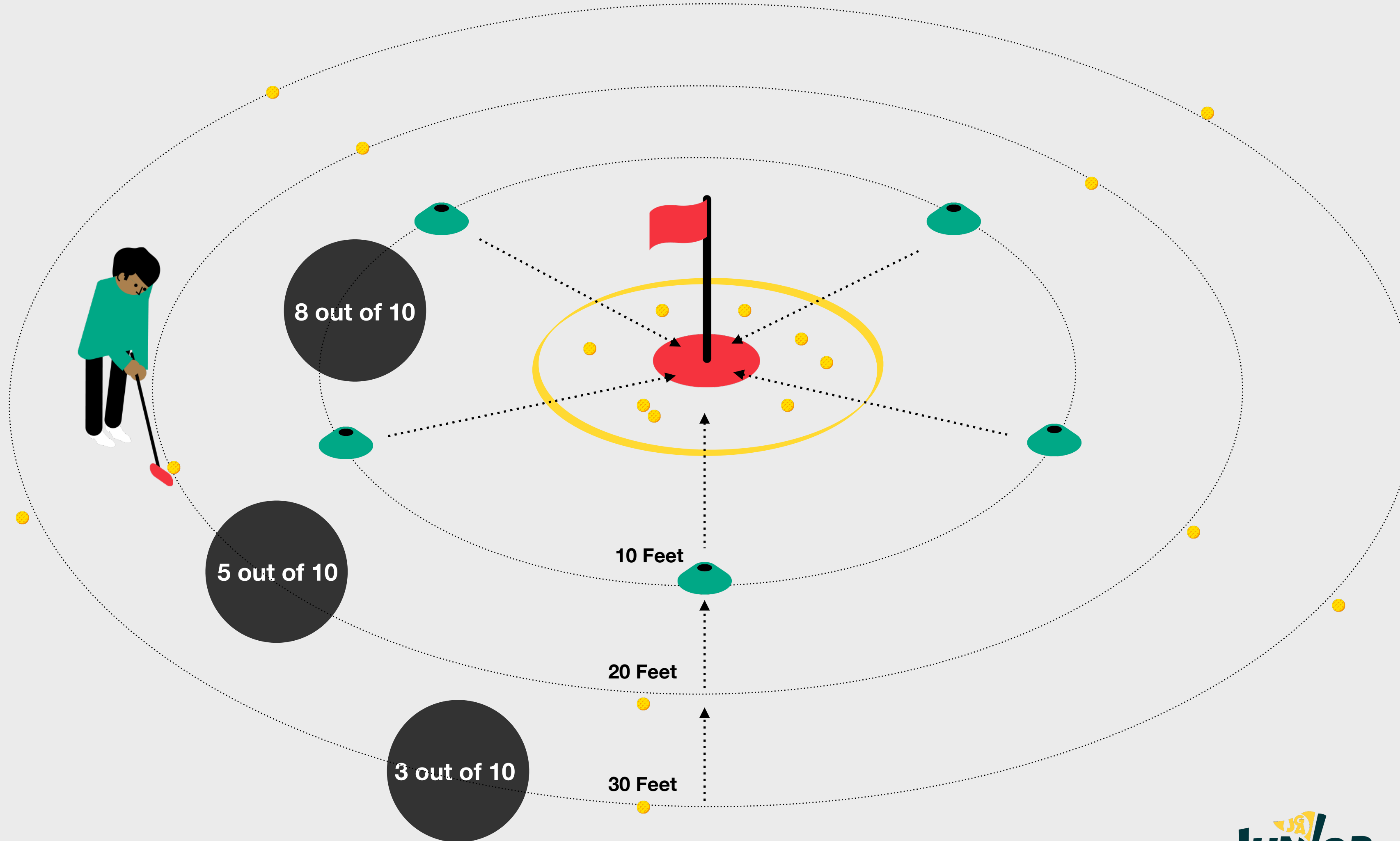
The Challenge

To complete the Level 6 Challenge within the Long Putts skill element, the child needs to putt 8 balls from a distance of 10 feet, 5 balls from a distance of 20 feet & 3 balls from a distance of 30 feet to within a 6 foot diameter circle around the hole. All three distances should be attempted from five positions around the hole and the child has 5 attempts from each distance. They should attempt one putt from each position.


What to do next?

If the child completes the challenge, they can colour in the specific level of correct category for *myGame Wheel* in their junior folder. They can also add a Sticker to the correct level tracker sheet.

If they are also assigned to the Junior Golf Academy *myGame+* program on GLF. Connect the challenge can be marked as complete and the virtual rewards will be issued automatically.



Long Putts

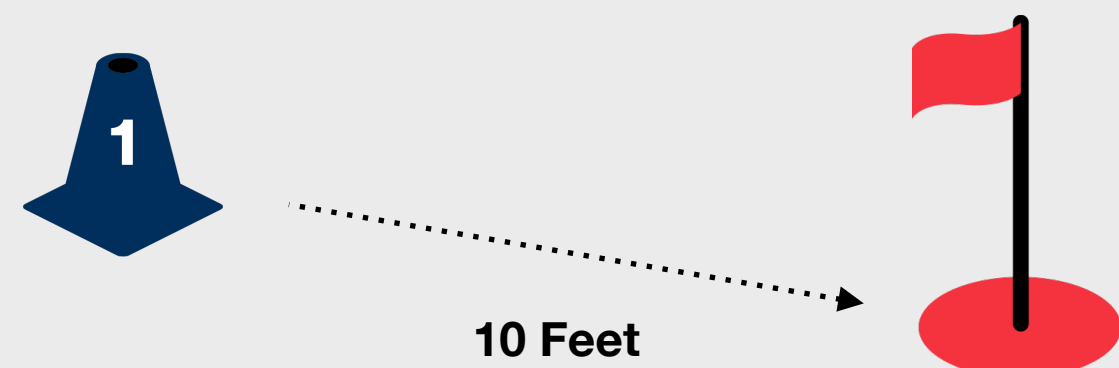


Scoring



Scoring Challenge


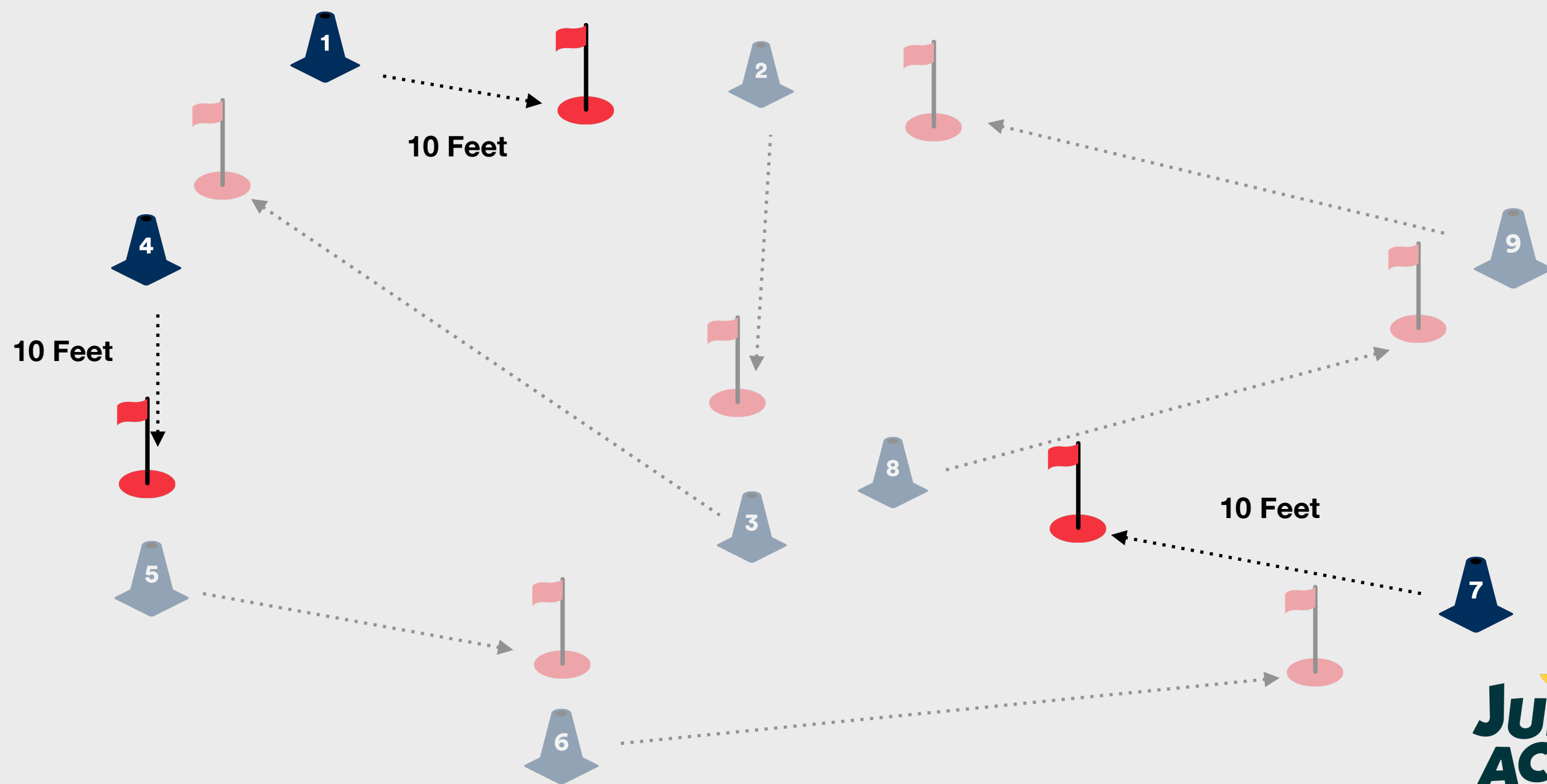
Option 1



X 3

12 putts or less

Option 2



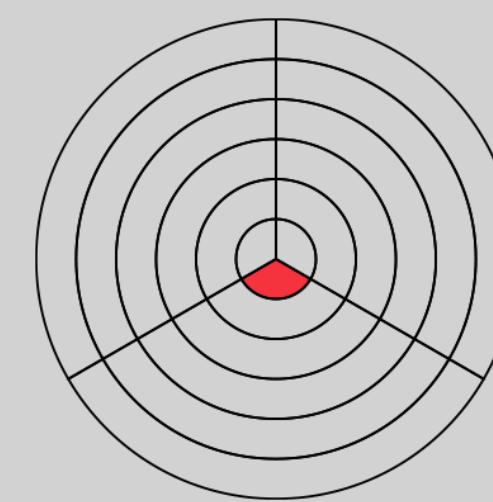
The Challenge

To complete the Level 1 Challenge within the Scoring skill element, the child needs to score 12 putts or less over 3 holes on the putting green starting 10 feet away on each hole.

What to do next?

If the child completes the challenge, they can colour in the specific level of correct category for *myGame Wheel* in their junior folder. They can also add a Sticker to the correct level tracker sheet.

If they are also assigned to the Junior Golf Academy *myGame+* program on GLF, the challenge can be marked as complete and the virtual rewards will be issued automatically.

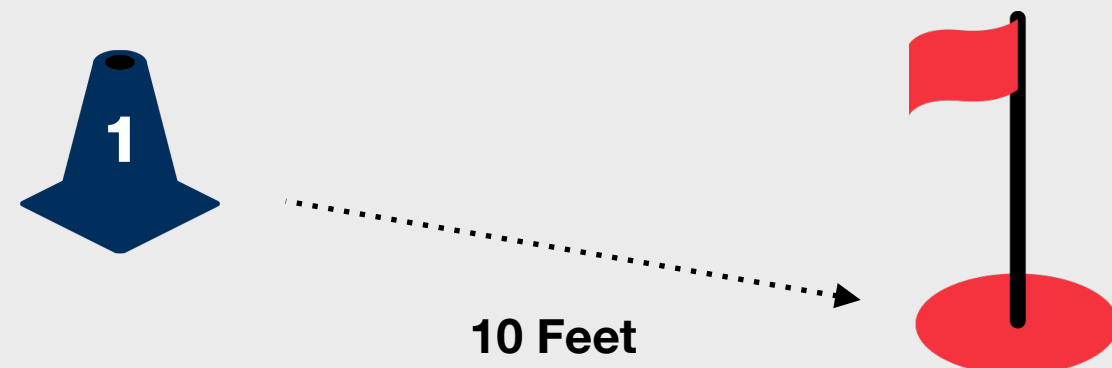


Scoring



Scoring Challenge

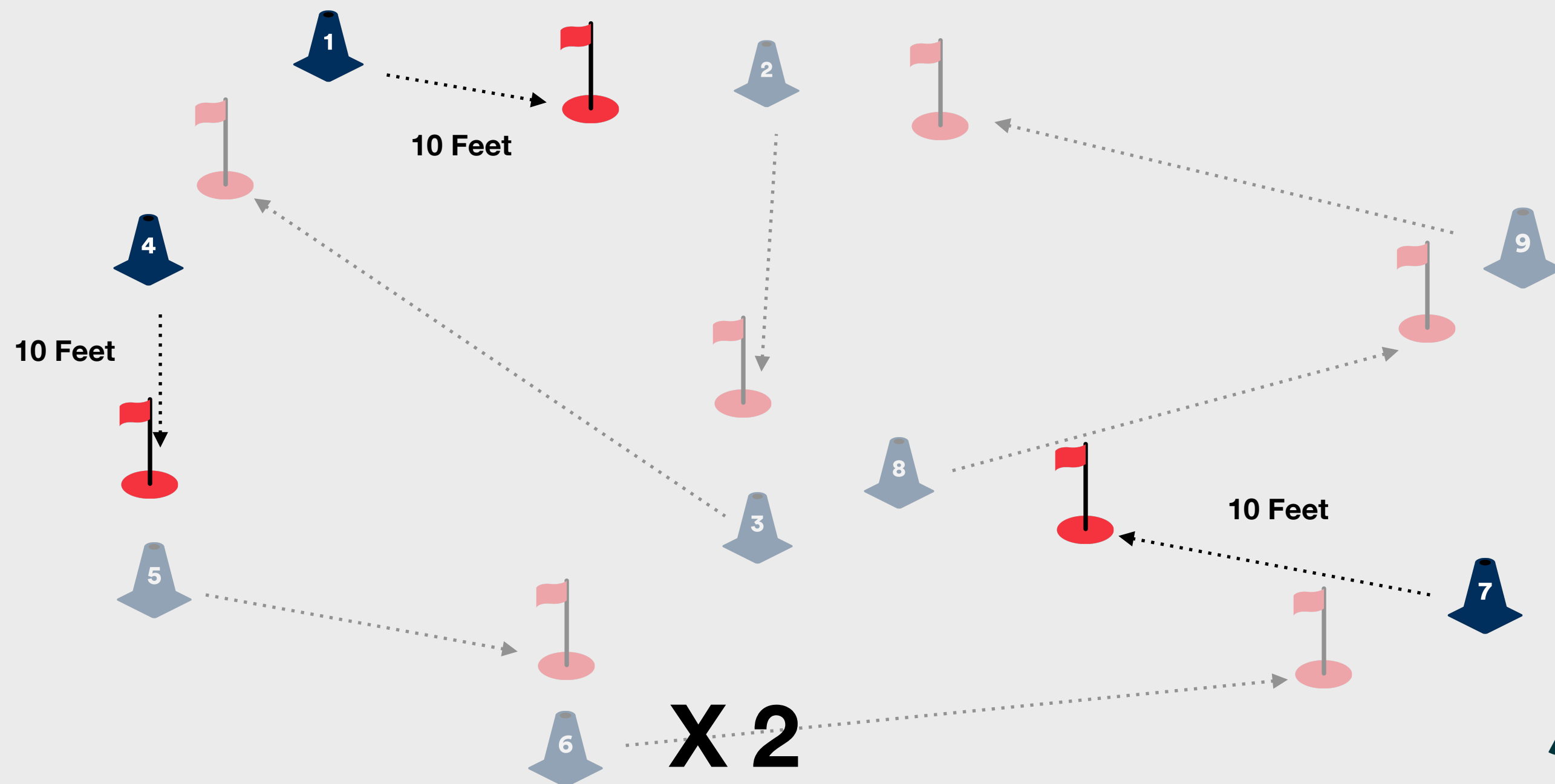
Option 1



X 6

21 putts or less

Option 2



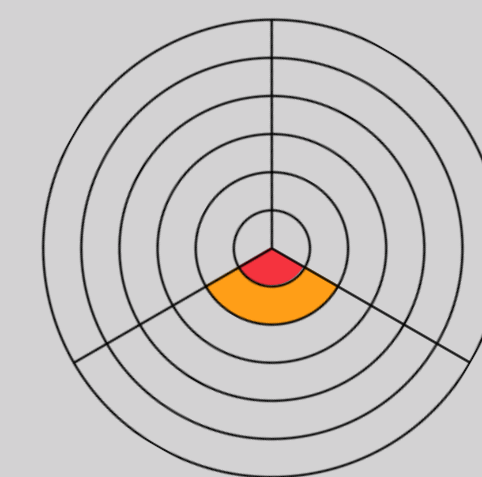
The Challenge

To complete the Level 2 Challenge within the Scoring skill element, the child needs to score 21 putts or less over 6 holes on the putting green starting 10 feet away on each hole.


What to do next?

If the child completes the challenge, they can colour in the specific level of correct category for *myGame Wheel* in their junior folder. They can also add a Sticker to the correct level tracker sheet.

If they are also assigned to the Junior Golf Academy *myGame+* program on GLF, the challenge can be marked as complete and the virtual rewards will be issued automatically.



Scoring



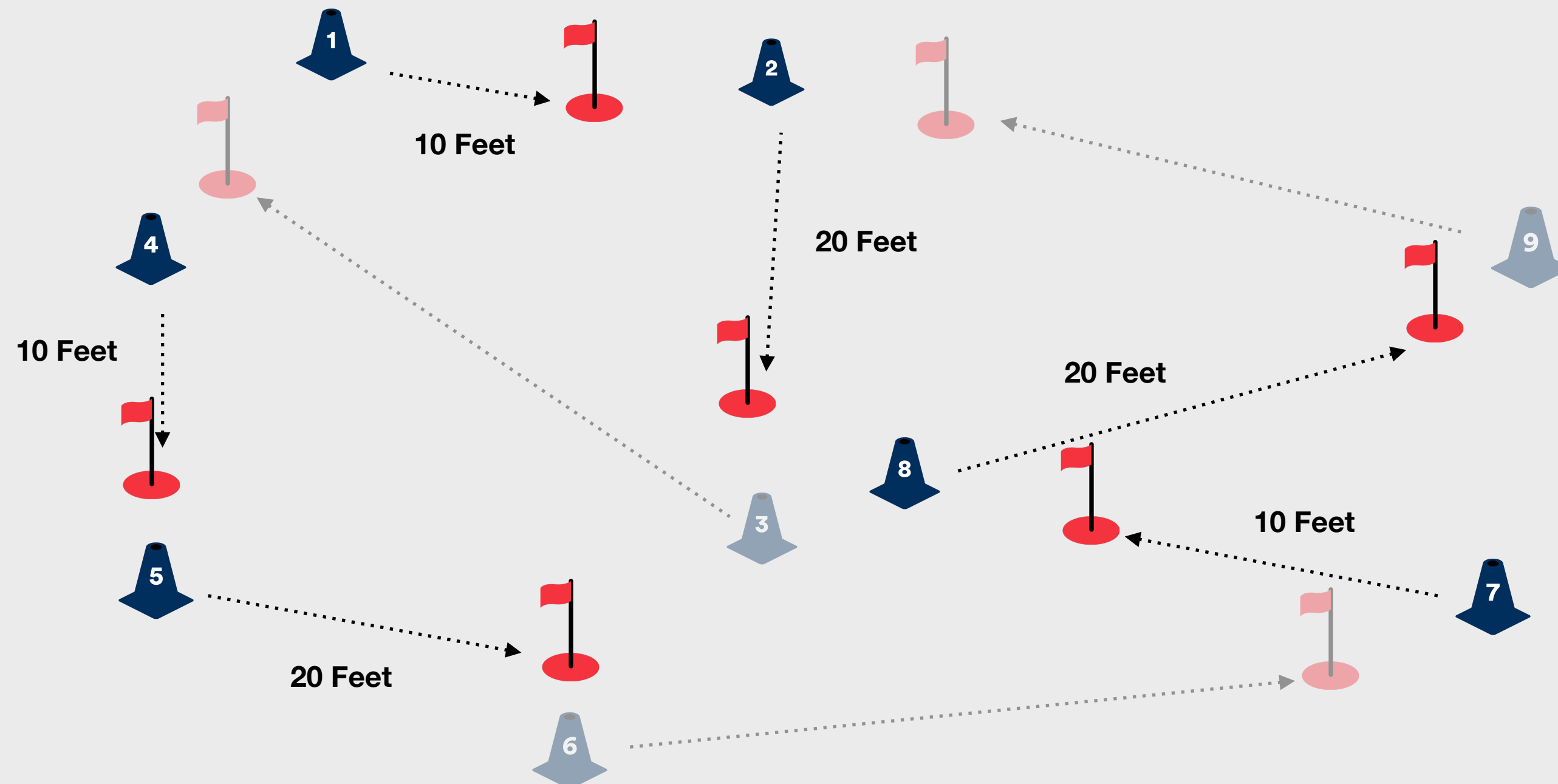
Scoring Challenge

Option 1



18 putts or less

Option 2



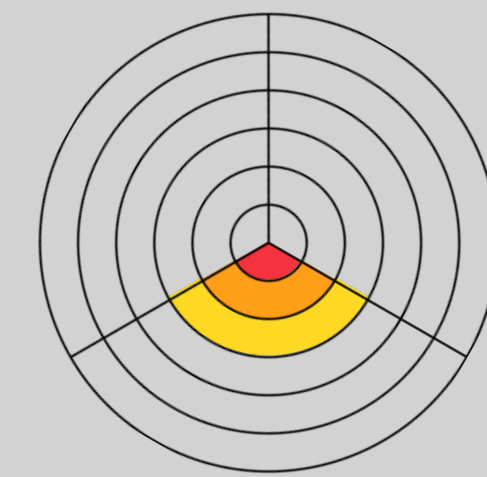
The Challenge

To complete the Level 3 Challenge within the Scoring skill element, the child needs to score 18 putts or less for 6 holes on the putting green, playing 3 holes at a starting distance of 10 feet and 3 holes at a starting distance of 20 feet from the hole.

What to do next?

If the child completes the challenge, they can colour in the specific level of correct category for myGame Wheel in their junior folder. They can also add a Sticker to the correct level tracker sheet.

If they are also assigned to the Junior Golf Academy myGame+ program on GLF. Connect the challenge can be marked as complete and the virtual rewards will be issued automatically.

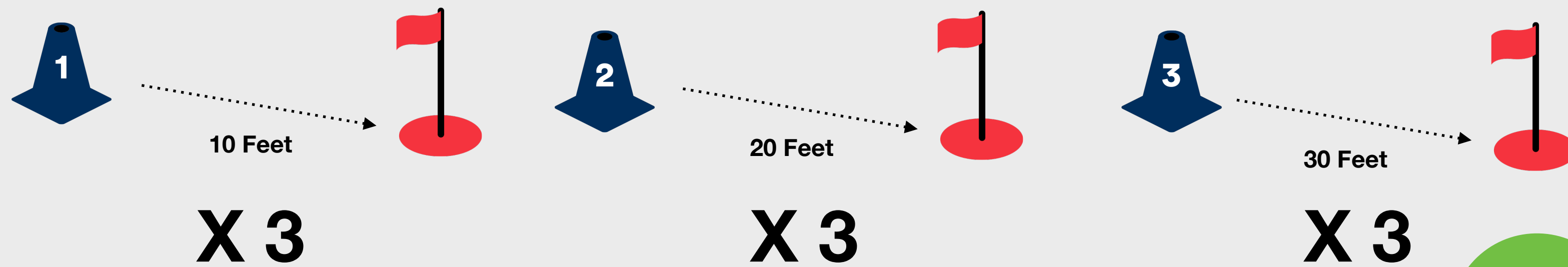


Scoring

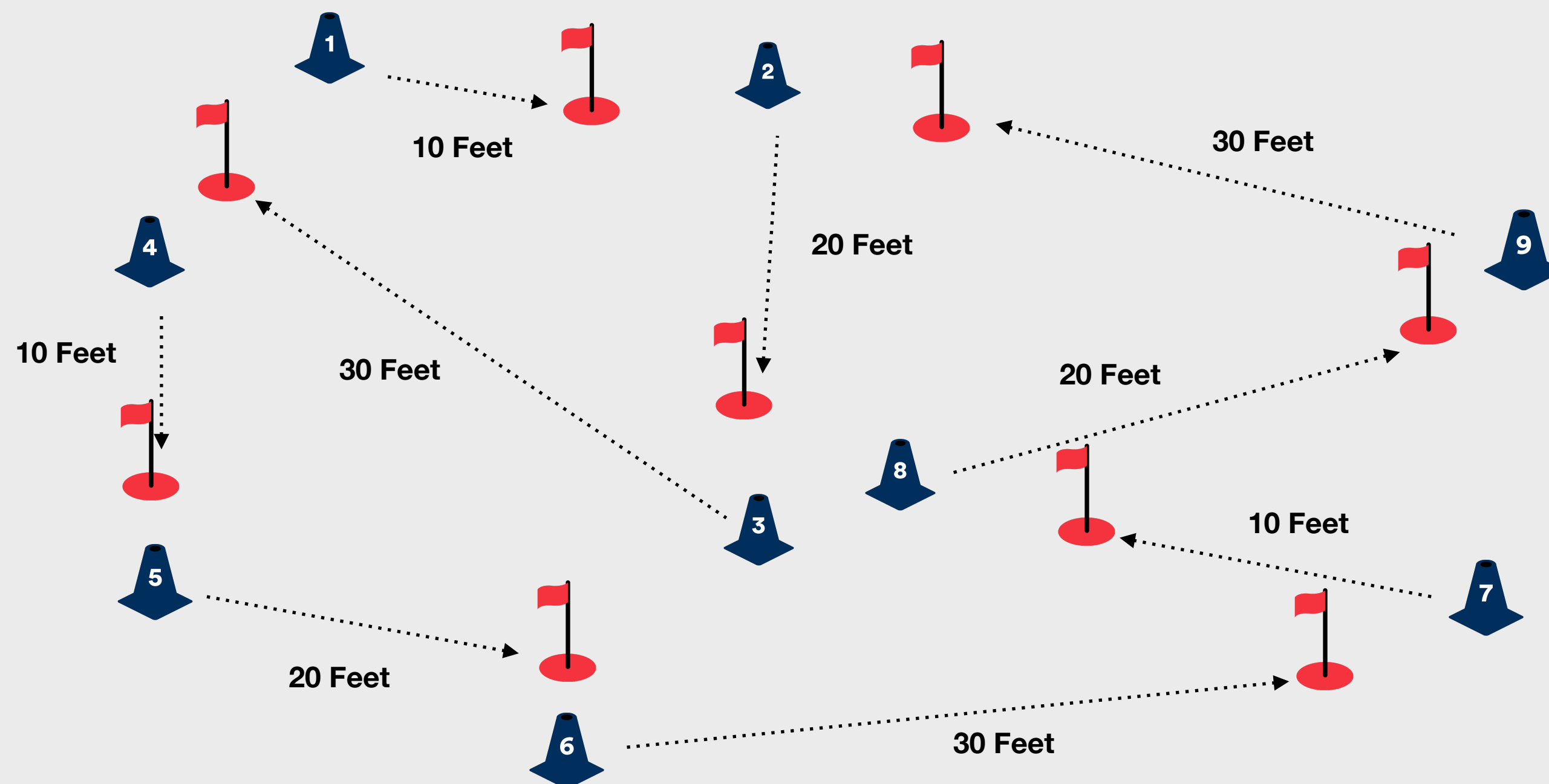


Scoring Challenge

Option 1



Option 2



24 putts or less



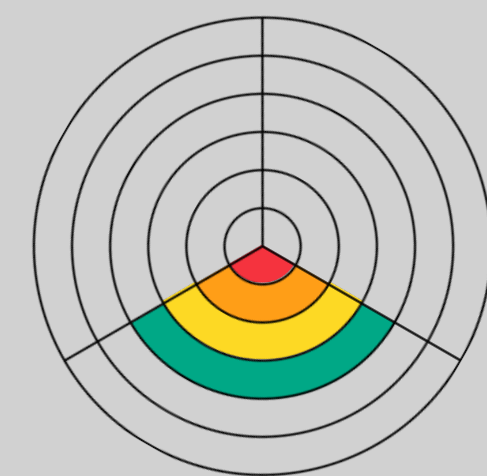
The Challenge

To complete the Level 4 Challenge within the Scoring skill element, the child needs to score 24 putts or less for 9 holes on the putting green, with 3 holes at a starting distance of 10 feet, 3 holes at a starting distance of 20 feet and 3 holes at a starting distance of 30 feet from the hole.

What to do next?

If the child completes the challenge, they can colour in the specific level of correct category for myGame Wheel in their junior folder. They can also add a Sticker to the correct level tracker sheet.

If they are also assigned to the Junior Golf Academy myGame+ program on GLF. Connect the challenge can be marked as complete and the virtual rewards will be issued automatically.



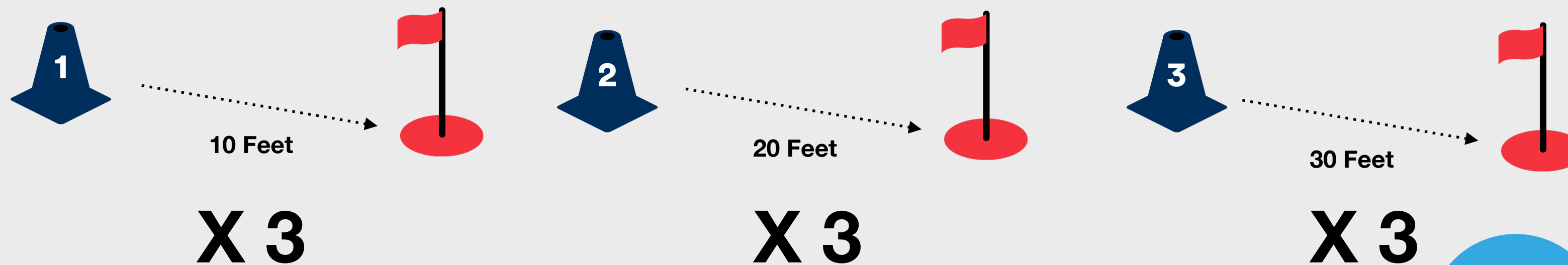
Scoring



Scoring Challenge

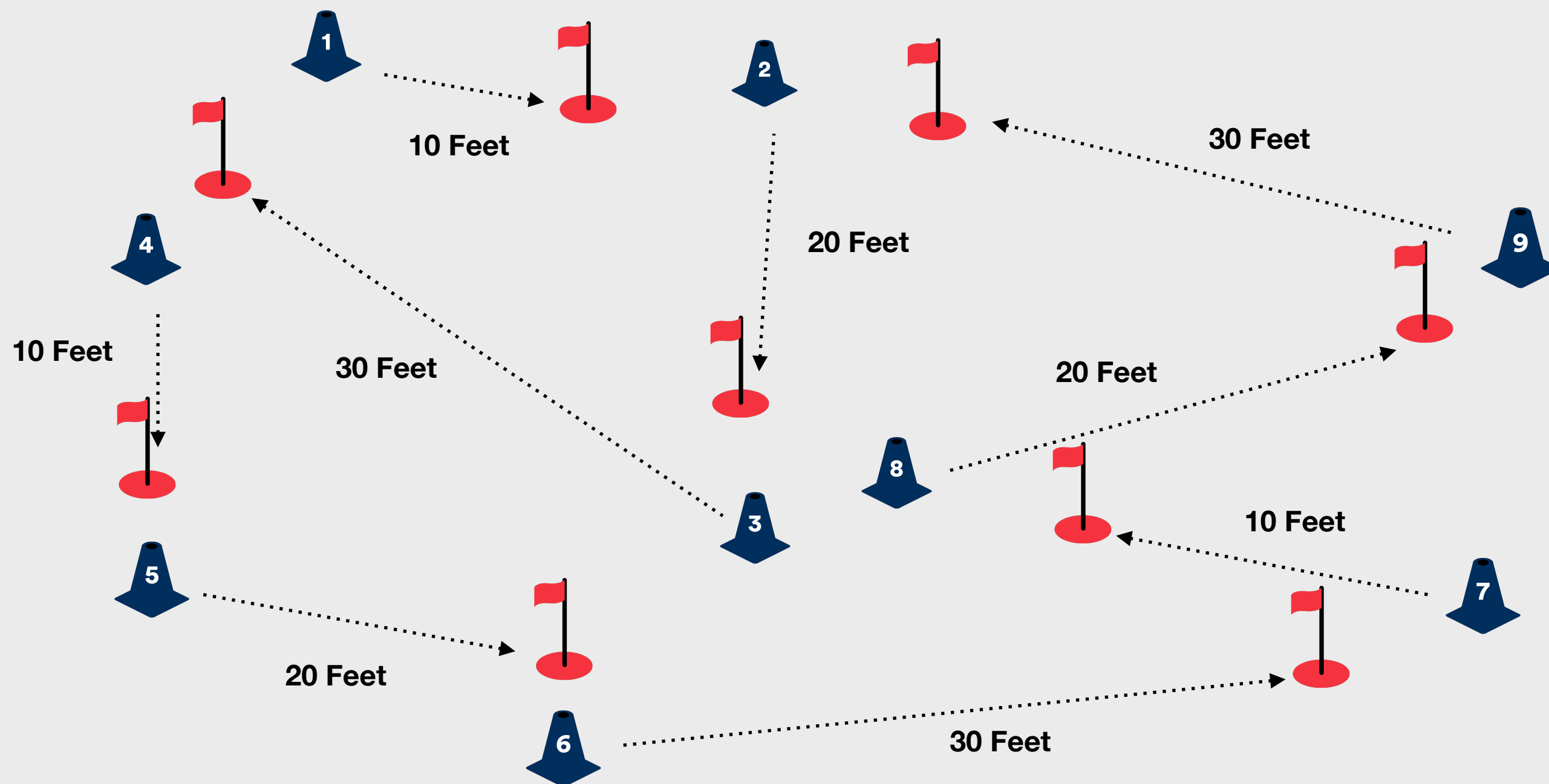


Option 1



21 putts or less

Option 2



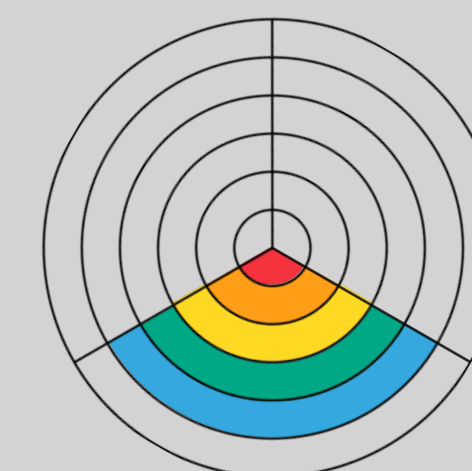
The Challenge

To complete the Blue Sticker Challenge within the Scoring skill element, the child needs to score 21 putts or less for 9 holes on the putting green, with 3 holes at a starting distance of 10 feet, 3 holes at a starting distance of 20 feet and 3 holes at a starting distance of 30 feet from the hole.


What to do next?

If the child completes the challenge, they can colour in the specific level of correct category for *myGame Wheel* in their junior folder. They can also add a Sticker to the correct level tracker sheet.

If they are also assigned to the Junior Golf Academy *myGame+* program on GLF. Connect the challenge can be marked as complete and the virtual rewards will be issued automatically.



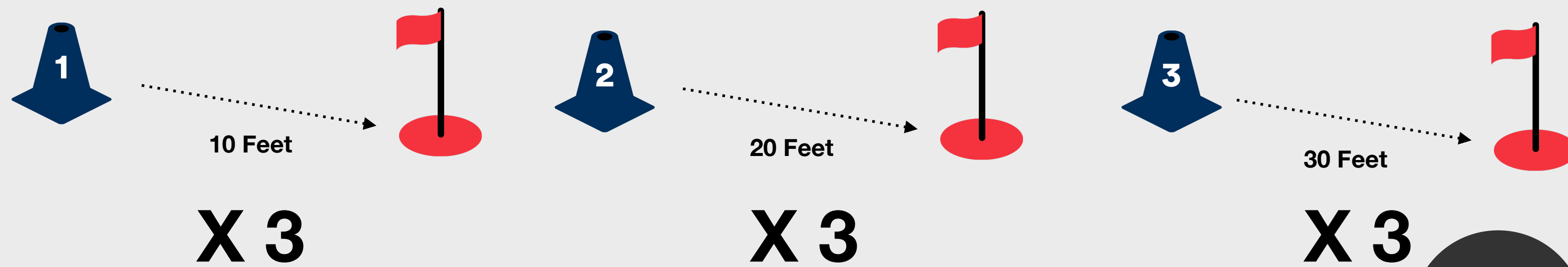
Scoring



Scoring Challenge

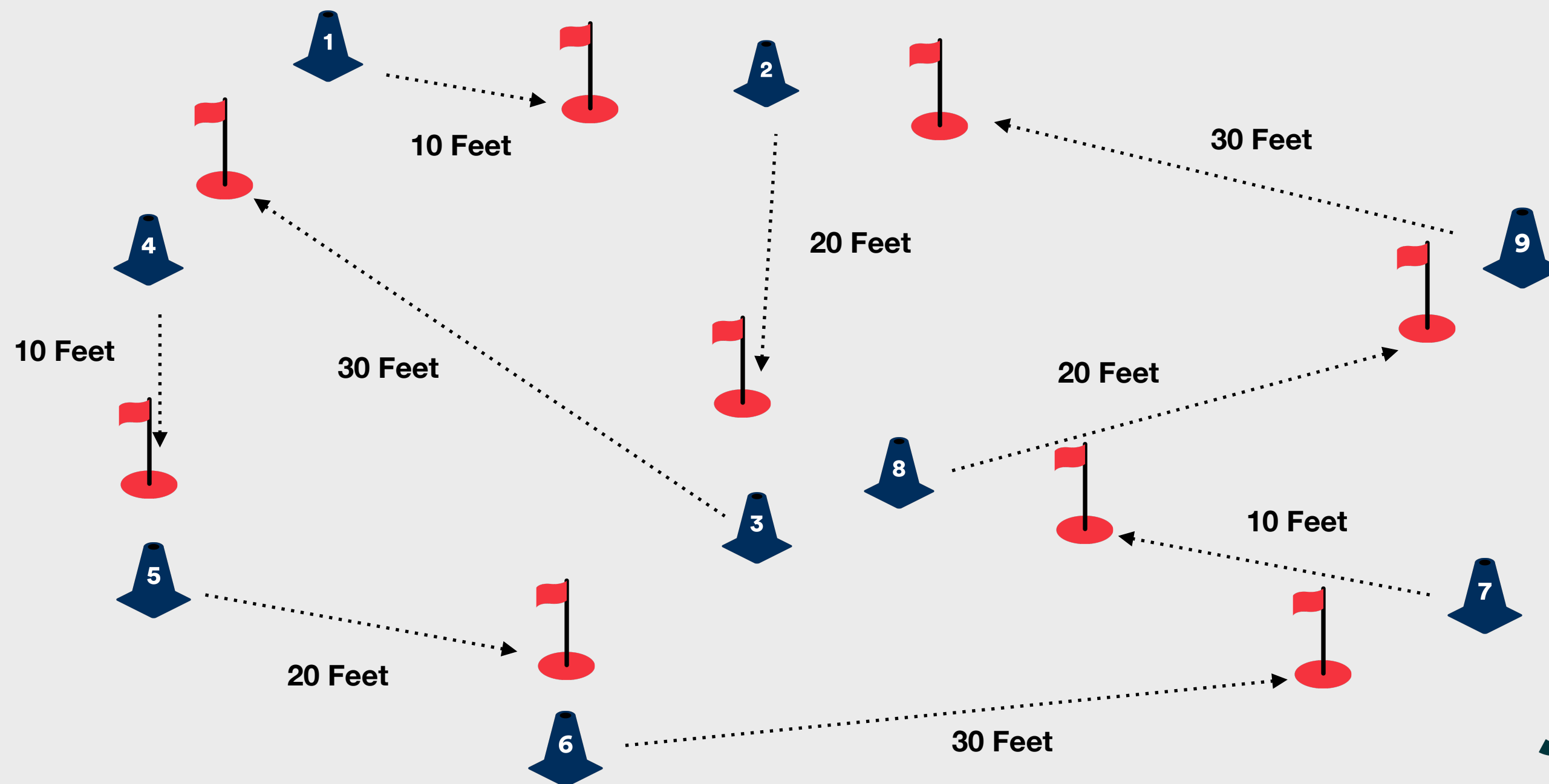


Option 1



18 putts or less

Option 2



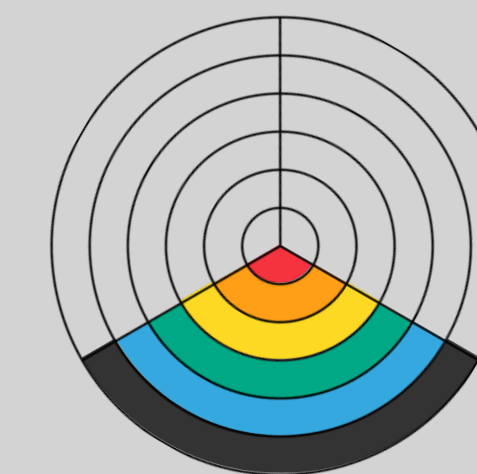
The Challenge

To complete the Level 6 Challenge within the Scoring skill element, the child needs to score 18 putts or less for 9 holes on the putting green, with 3 holes at a starting distance of 10 feet, 3 holes at a starting distance of 20 feet and 3 holes at a starting distance of 30 feet from the hole.

What to do next?

If the child completes the challenge, they can colour in the specific level of correct category for *myGame Wheel* in their junior folder. They can also add a Sticker to the correct level tracker sheet.

If they are also assigned to the Junior Golf Academy *myGame+* program on GLF. Connect the challenge can be marked as complete and the virtual rewards will be issued automatically.



Scoring

