

# On the Course





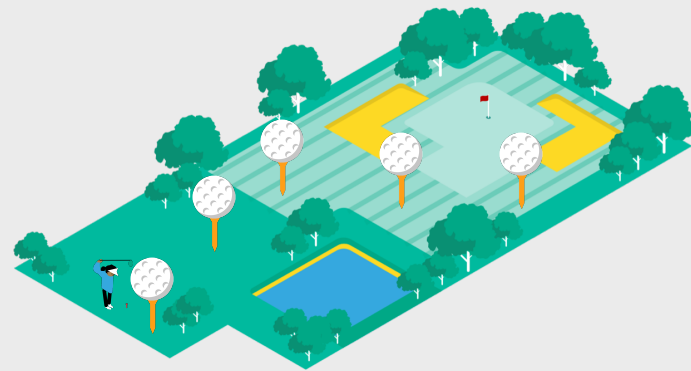
# On the Course Challenges

 On the Course Challenge
 
 < &#9432 >
 


## Scoring

### The Challenge

To complete the Level 1 Scoring Challenge the child needs to score 27 or under over 3 holes from any starting tee.



## Attendance

### The Challenge

To complete the Level 1 Scoring Challenge, the child needs to attend 1 Course Play Event.



## Holes

### The Challenge

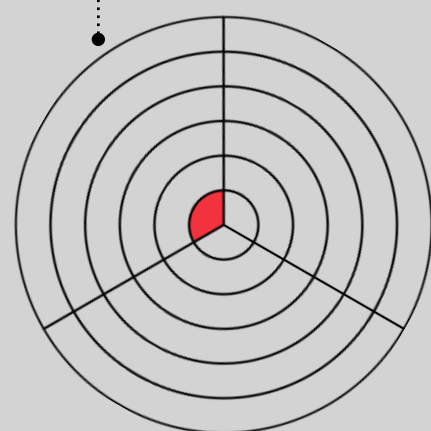
To complete the Level 1 Scoring Challenge the child needs to complete 1 Hole on the course from any starting tee.



### What to do next?

If the child completes the challenge, they can also colour the correct section of the myProgress Wheel and add a Sticker to the correct level Tracker Sheet. Rewards will be issued automatically via GLF. Connect when the challenge is marked as completed.

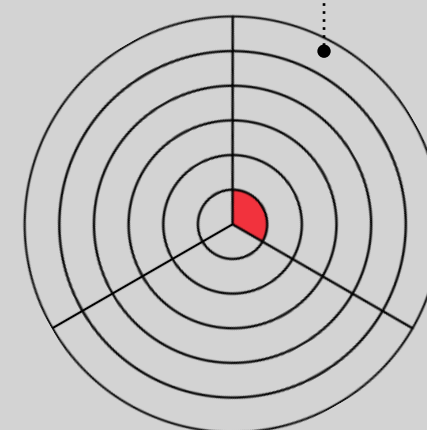
#### Scoring



### What to do next?

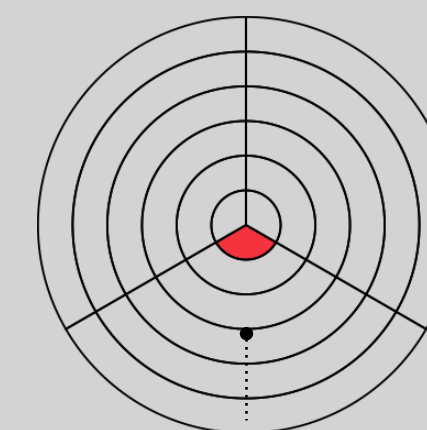
If the child completes the challenge, they can also colour the correct section of the myProgress Wheel and add a Sticker to the correct level Tracker Sheet. Rewards will be issued automatically via GLF. Connect when the challenge is marked as completed.

#### Attendance



### What to do next?

If the child completes the challenge, they can also colour the correct section of the myProgress Wheel and add a Sticker to the correct level Tracker Sheet. Rewards will be issued automatically via GLF. Connect when the challenge is marked as completed.



#### Holes



## Level 2 Challenges

# On the Course Challenges


On the Course Challenge



### Scoring

#### The Challenge

To complete the Level 2 Scoring Challenge, the child needs Score 24 or less over 3 holes from any starting tee.



### Attendance


#### The Challenge

To complete the Level 2 Scoring Challenge, the child needs to Attend 2 Course Play Events.

### Holes

#### The Challenge

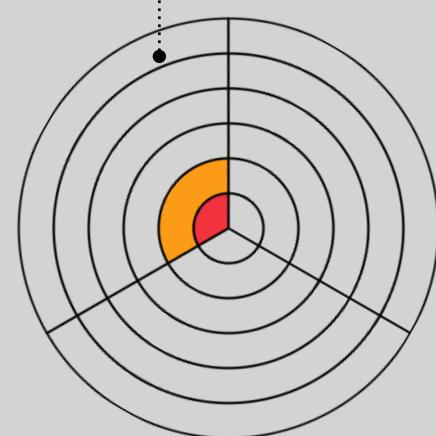
To complete the Level 2 Scoring Challenge, the child needs to complete 3 Holes on the Course from any starting tee.



#### What to do next?

If the child completes the challenge, they can also colour the correct section of the myProgress Wheel and add a Sticker to the correct level Tracker Sheet. Rewards will be issued automatically via GLF. Connect when the challenge is marked as completed.

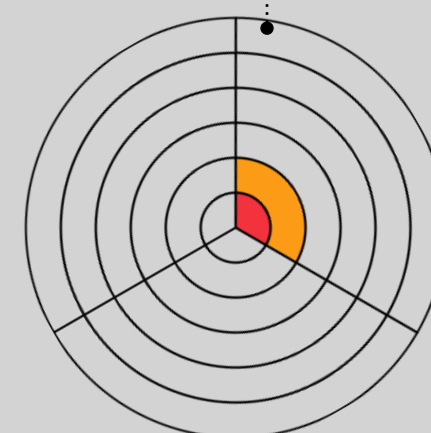
##### Scoring



#### What to do next?

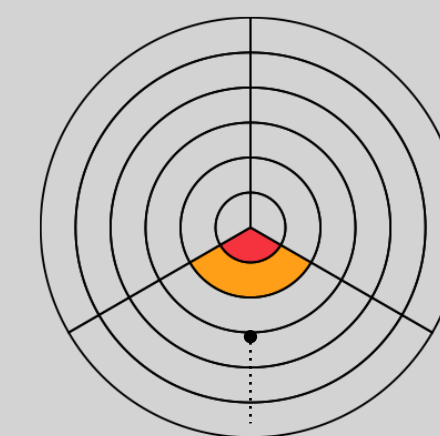
If the child completes the challenge, they can also colour the correct section of the myProgress Wheel and add a Sticker to the correct level Tracker Sheet. Rewards will be issued automatically via GLF. Connect when the challenge is marked as completed.

##### Attendance



#### What to do next?

If the child completes the challenge, they can also colour the correct section of the myProgress Wheel and add a Sticker to the correct level Tracker Sheet. Rewards will be issued automatically via GLF. Connect when the challenge is marked as completed.



##### Holes



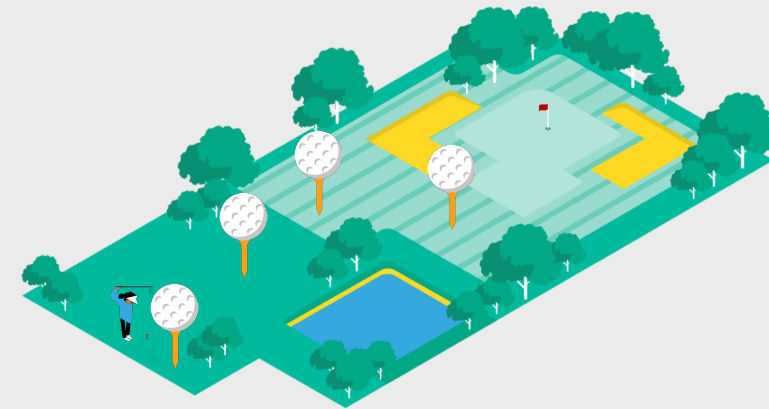
# On the Course Challenges



## Scoring

### The Challenge

To complete the Level 3 Scoring Challenge, the child needs score 21 or less over 3 holes from Albatross Tee (40%), 3 (60%), 4 (80%) or Tee 5 (Academy tee)



## Attendance

### The Challenge


To complete the Level 3 Scoring Challenge, the child needs to attend 5 Course Play Events.



## Holes

### The Challenge

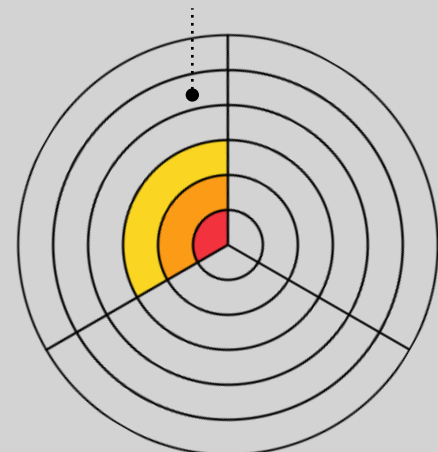
To complete the Level 3 Scoring Challenge, the child needs to complete 3 Holes from Albatross Tee (40%), 3 (60%), 4 (80%) or Tee 5 (Academy tee)



### What to do next?

If the child completes the challenge, they can also colour the correct section of the myProgress Wheel and add a Sticker to the correct level Tracker Sheet. Rewards will be issued automatically via GLF. Connect when the challenge is marked as completed.

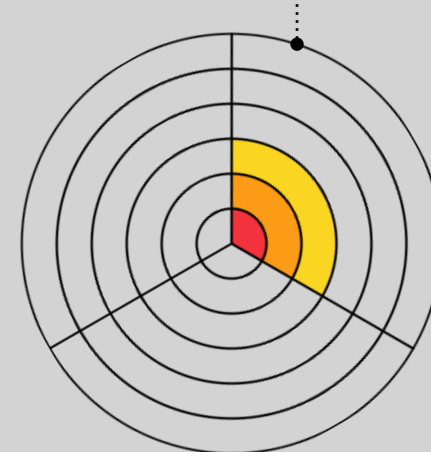
#### Scoring



### What to do next?

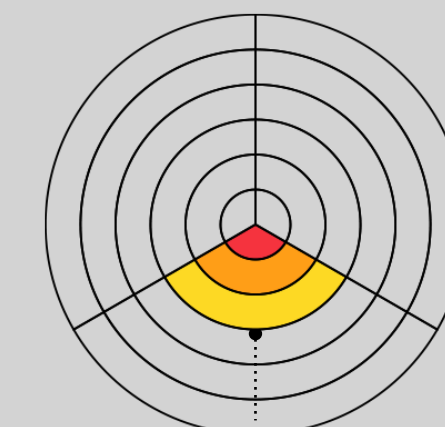
If the child completes the challenge, they can also colour the correct section of the myProgress Wheel and add a Sticker to the correct level Tracker Sheet. Rewards will be issued automatically via GLF. Connect when the challenge is marked as completed.

#### Attendance



### What to do next?

If the child completes the challenge, they can also colour the correct section of the myProgress Wheel and add a Sticker to the correct level Tracker Sheet. Rewards will be issued automatically via GLF. Connect when the challenge is marked as completed.



#### Holes





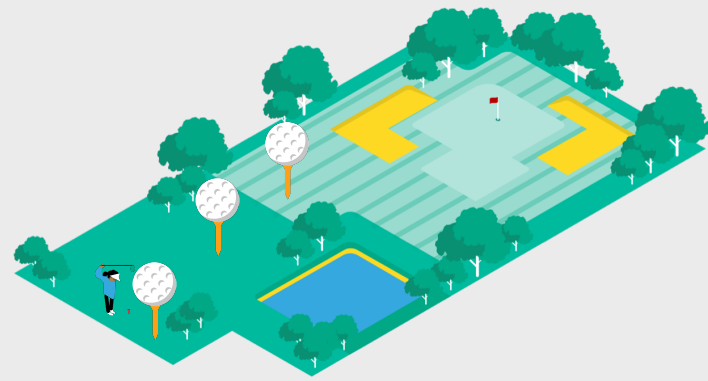
# On the Course Challenges



## Scoring

### The Challenge

To complete the Level 3 Scoring Challenge, the child needs score 36 or less over 6 holes from Eagle Tee (60%), 4 (80%) or Tee 5 (Academy tee)



## Attendance

### The Challenge

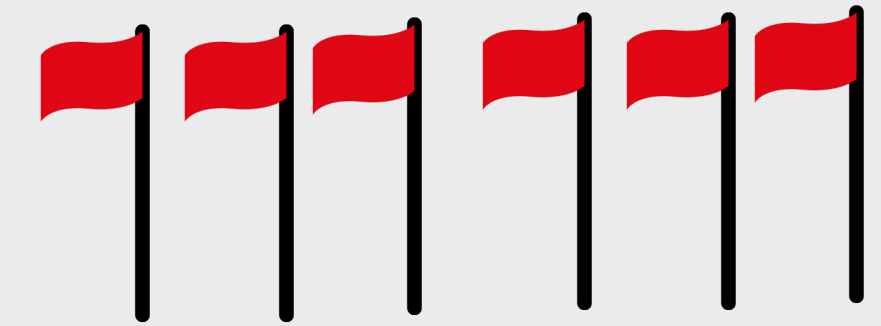
To complete the Level 3 Scoring Challenge, the child needs to attend 7 Course Play Events.



## Holes

### The Challenge

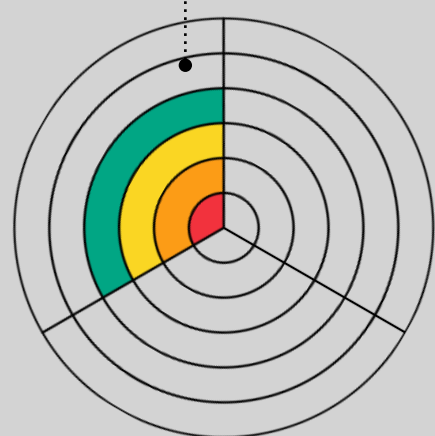
To complete the Level 3 Scoring Challenge, the child needs to complete 6 Holes on the Course from Eagle Tee (60%), 4 (80%) or Tee 5 (Academy tee)



### What to do next?

If the child completes the challenge, they can also colour the correct section of the myProgress Wheel and add a Sticker to the correct level Tracker Sheet. Rewards will be issued automatically via GLF. Connect when the challenge is marked as completed.

#### Scoring



### What to do next?

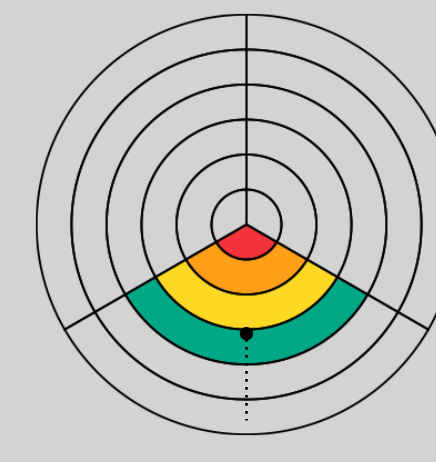
If the child completes the challenge, they can also colour the correct section of the myProgress Wheel and add a Sticker to the correct level Tracker Sheet. Rewards will be issued automatically via GLF. Connect when the challenge is marked as completed.

#### Attendance



### What to do next?

If the child completes the challenge, they can also colour the correct section of the myProgress Wheel and add a Sticker to the correct level Tracker Sheet. Rewards will be issued automatically via GLF. Connect when the challenge is marked as completed.



#### Holes

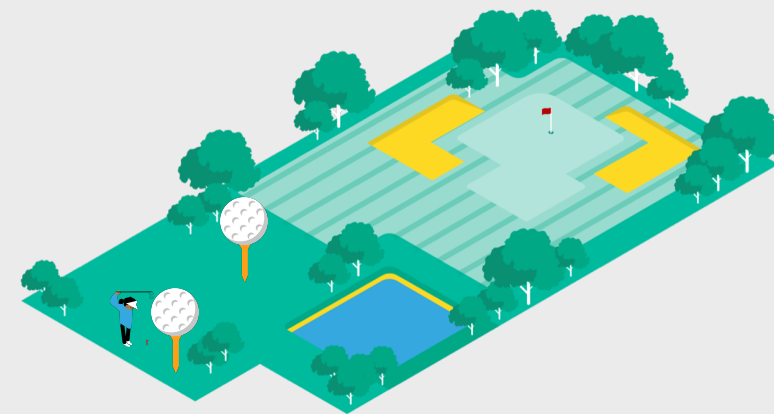


# On the Course Challenges

## Scoring

### The Challenge

To complete the Level 5 Scoring Challenge, the child needs score 45 or less over 9 holes from either Birdie Tee (80%) or Tee 5 (Academy Tee)



## Attendance

### The Challenge


To complete the Level 5 Scoring Challenge, the child needs to attend 9 Course Play Events.



## Holes

### The Challenge

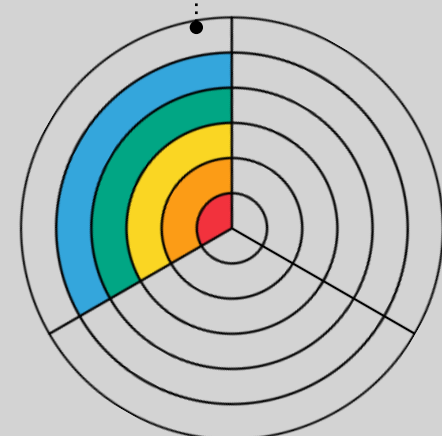
To complete the Level 5 Scoring Challenge, the child needs to complete 9 Holes on the Course from either Birdie Tee (80%) or Tee 5 (Academy Tee)



### What to do next?

If the child completes the challenge, they can also colour the correct section of the myProgress Wheel and add a Sticker to the correct level Tracker Sheet. Rewards will be issued automatically via GLF. Connect when the challenge is marked as completed.

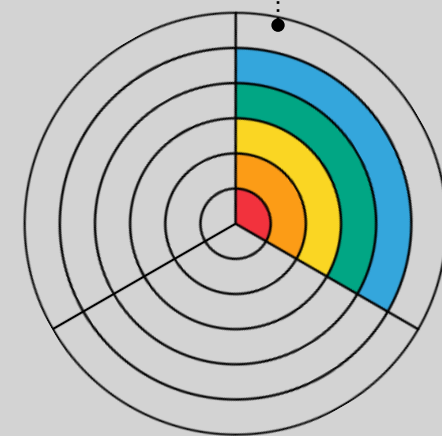
#### Scoring



### What to do next?

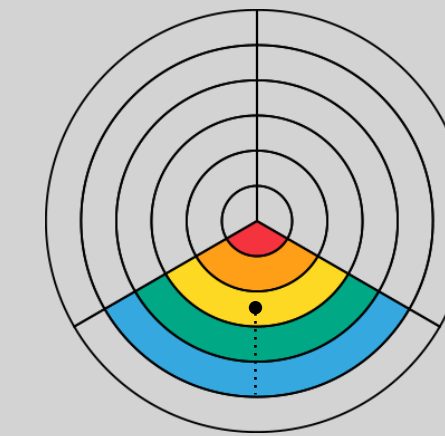
If the child completes the challenge, they can also colour the correct section of the myProgress Wheel and add a Sticker to the correct level Tracker Sheet. Rewards will be issued automatically via GLF. Connect when the challenge is marked as completed.

#### Attendance



### What to do next?

If the child completes the challenge, they can also colour the correct section of the myProgress Wheel and add a Sticker to the correct level Tracker Sheet. Rewards will be issued automatically via GLF. Connect when the challenge is marked as completed.



Holes

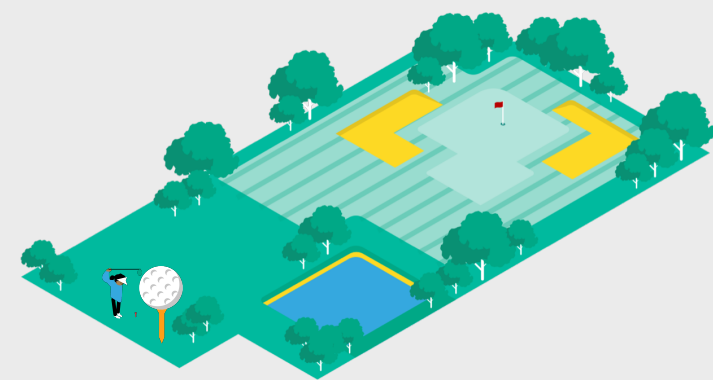


# On the Course Challenges

## Scoring

### The Challenge

To complete the Level 3 Scoring Challenge, the child needs score 40 or less over 9 holes from Tee 5 (Academy Tee)



## Attendance

### The Challenge


To complete the Level 6 Scoring Challenge, the child needs to attend 12 Course Play Events.



## Holes

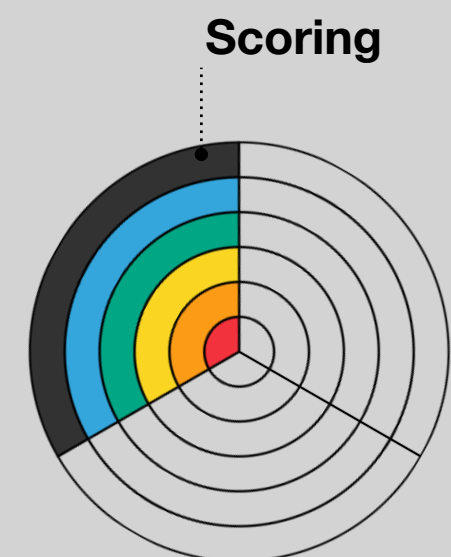
### The Challenge

To complete the Level 3 Scoring Challenge, the child needs to complete Complete 9 Holes on the Course from Tee 5 (Academy Tee)



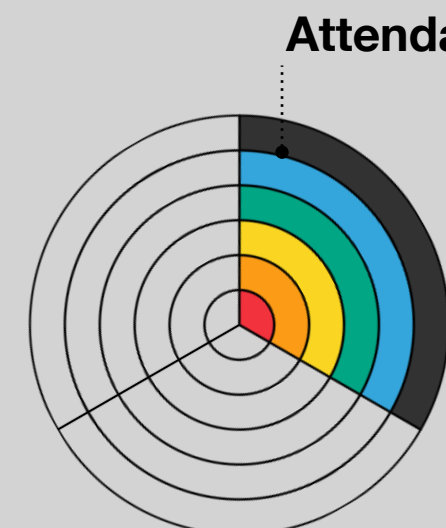
### What to do next?

If the child completes the challenge, they can also colour the correct section of the myProgress Wheel and add a Sticker to the correct level Tracker Sheet. Rewards will be issued automatically via GLF. Connect when the challenge is marked as completed.



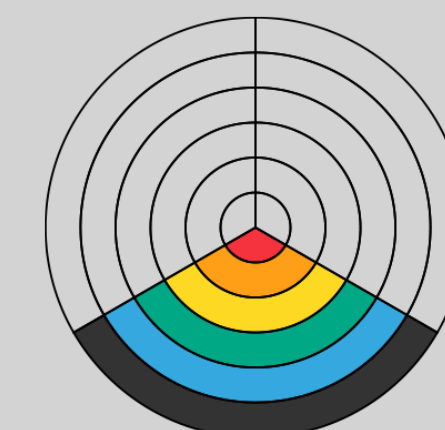
### What to do next?

If the child completes the challenge, they can also colour the correct section of the myProgress Wheel and add a Sticker to the correct level Tracker Sheet. Rewards will be issued automatically via GLF. Connect when the challenge is marked as completed.



### What to do next?

If the child completes the challenge, they can also colour the correct section of the myProgress Wheel and add a Sticker to the correct level Tracker Sheet. Rewards will be issued automatically via GLF. Connect when the challenge is marked as completed.



Holes