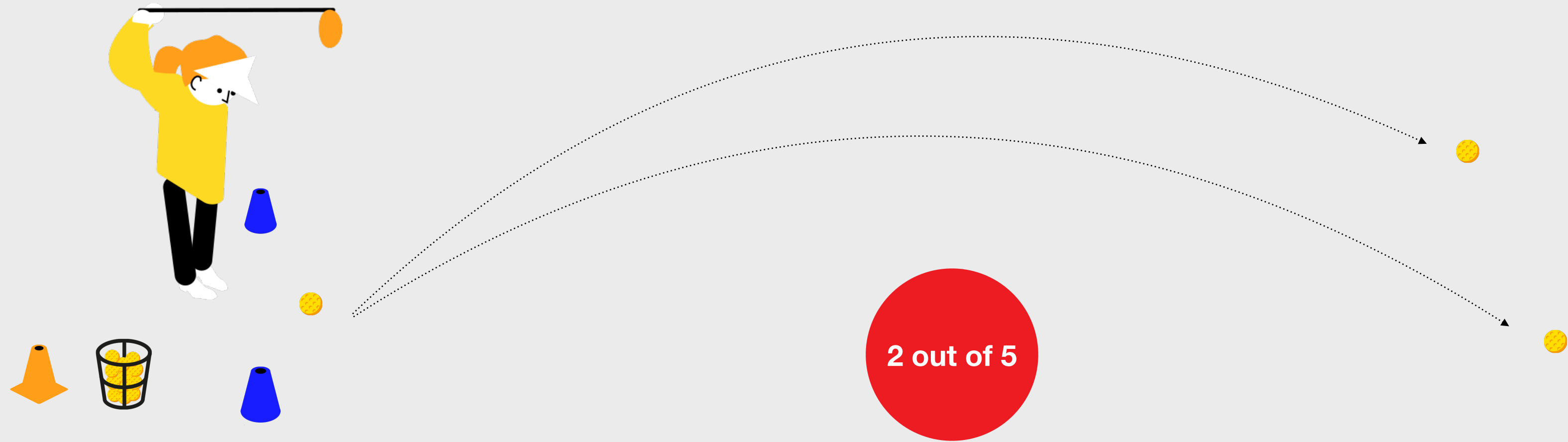


Driver



Driver Challenge



The Challenge

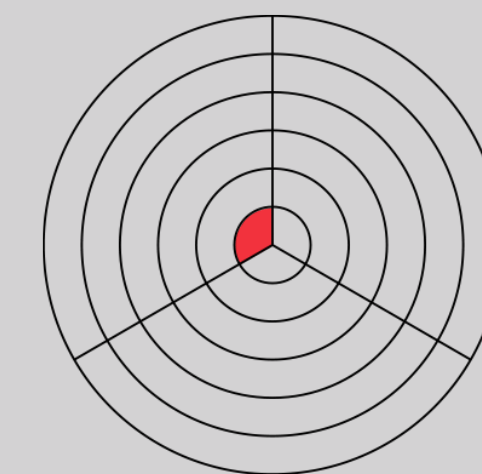
To complete the Level 1 Challenge within the Driver Skill element, the child needs to demonstrate the ability to hit 2 out of 5 shots in the air.

To complete the challenge, the child doesn't need to demonstrate control over direction or distance.


What to do next?

If the child completes the challenge, they can colour in the specific level of correct category for *myGame Wheel* in their junior folder. They can also add a Sticker to the correct level tracker sheet.

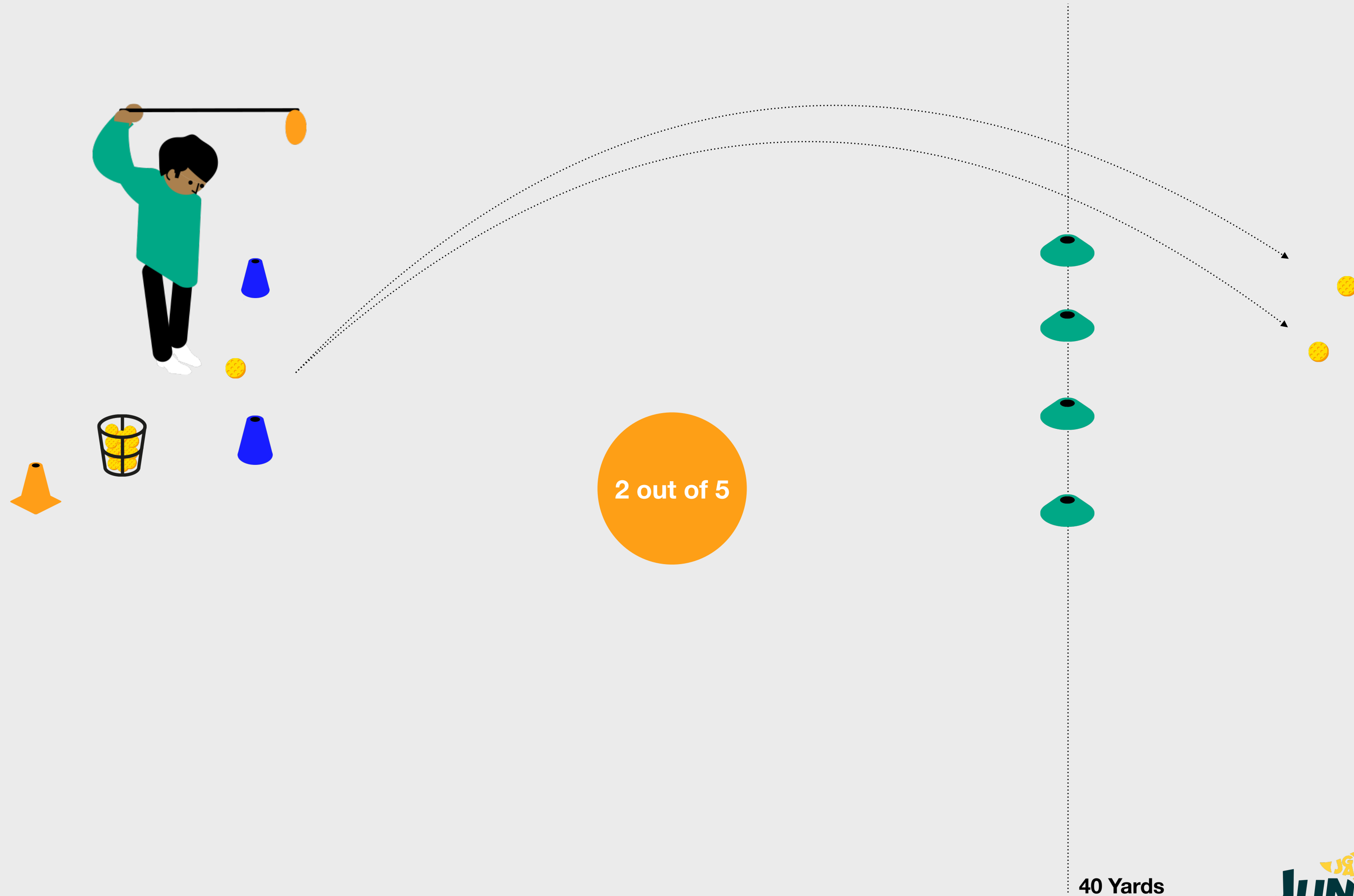
If they are also assigned to the Junior Golf Academy *myGame+* program on GLF. Connect the challenge can be marked as complete and the virtual rewards will be issued automatically.



Driver




Driver Challenge



2 out of 5

40 Yards



The Challenge

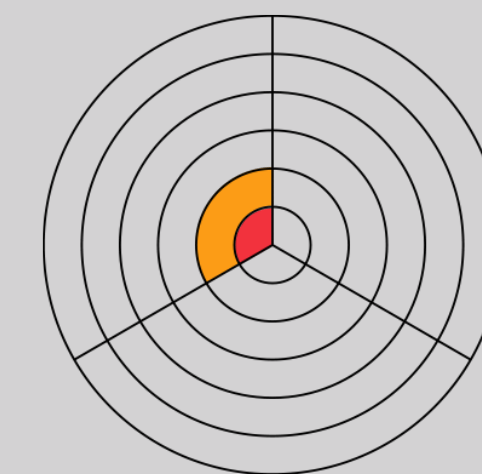
To complete the Level 2 Challenge within the Driver Skill element, the child needs to demonstrate the ability to hit 2 out of 5 shots in the air, a minimum carry distance of 40 yards.

To complete the challenge, the child doesn't need to demonstrate control over direction.

What to do next?

If the child completes the challenge, they can colour in the specific level of correct category for *myGame Wheel* in their junior folder. They can also add a Sticker to the correct level tracker sheet.

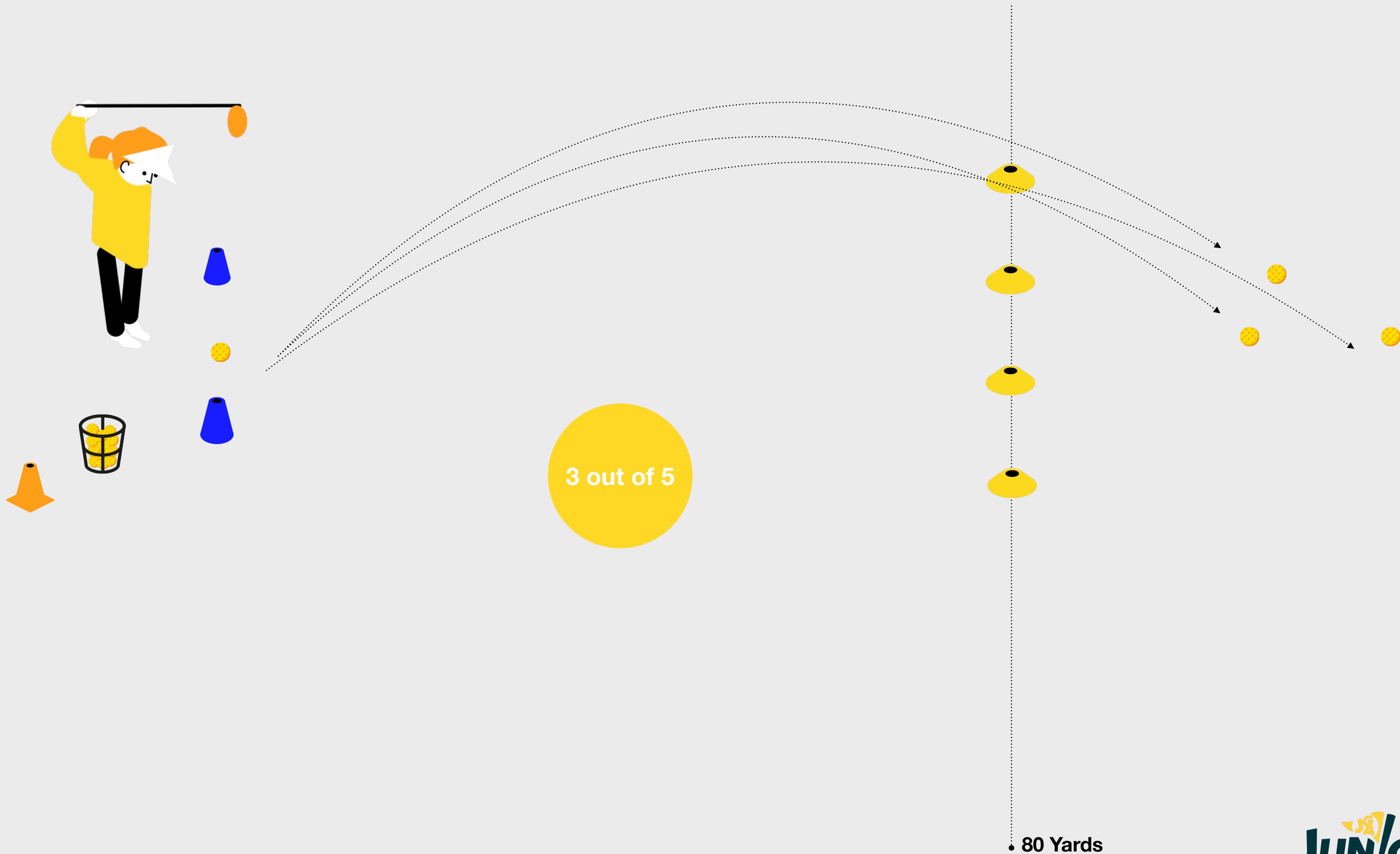
If they are also assigned to the Junior Golf Academy *myGame+* program on GLF. Connect the challenge can be marked as complete and the virtual rewards will be issued automatically.



Driver



Driver Challenge



The Challenge

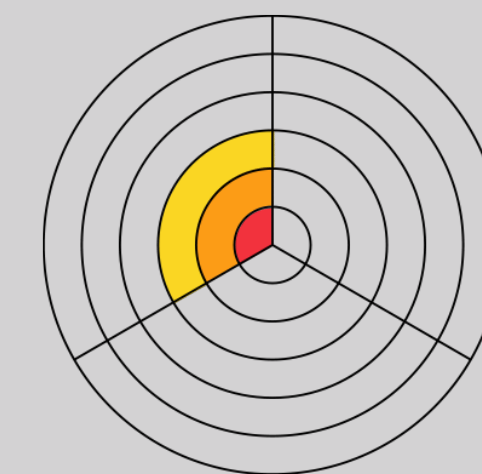
To complete the Level 3 Challenge within the Driver Skill element, the child needs to demonstrate the ability to hit 3 out of 5 shots in the air, a minimum carry distance of 80 yards.

To complete the challenge, the child doesn't need to demonstrate control over direction.


What to do next?

If the child completes the challenge, they can colour in the specific level of correct category for *myGame Wheel* in their junior folder. They can also add a Sticker to the correct level tracker sheet.


If they are also assigned to the Junior Golf Academy *myGame+* program on GLF. Connect the challenge can be marked as complete and the virtual rewards will be issued automatically.



Driver



Driver Challenge



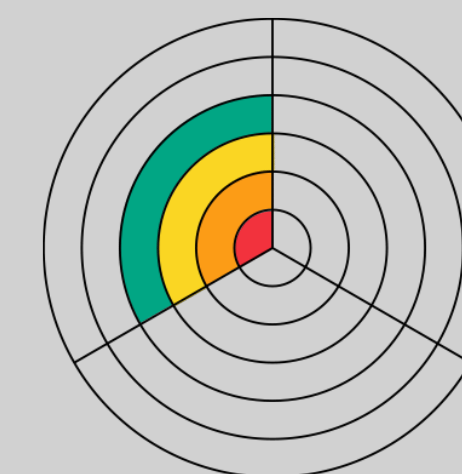
The Challenge

To complete the Level 4 Challenge within the Driver Skill element, the child needs to demonstrate the ability to hit 3 out of 5 shots in the air, a minimum total distance of 120 yards and the ball needs to come to rest within a 25-yard-wide gate.


What to do next?

If the child completes the challenge, they can colour in the specific level of correct category for *myGame Wheel* in their junior folder. They can also add a Sticker to the correct level tracker sheet.

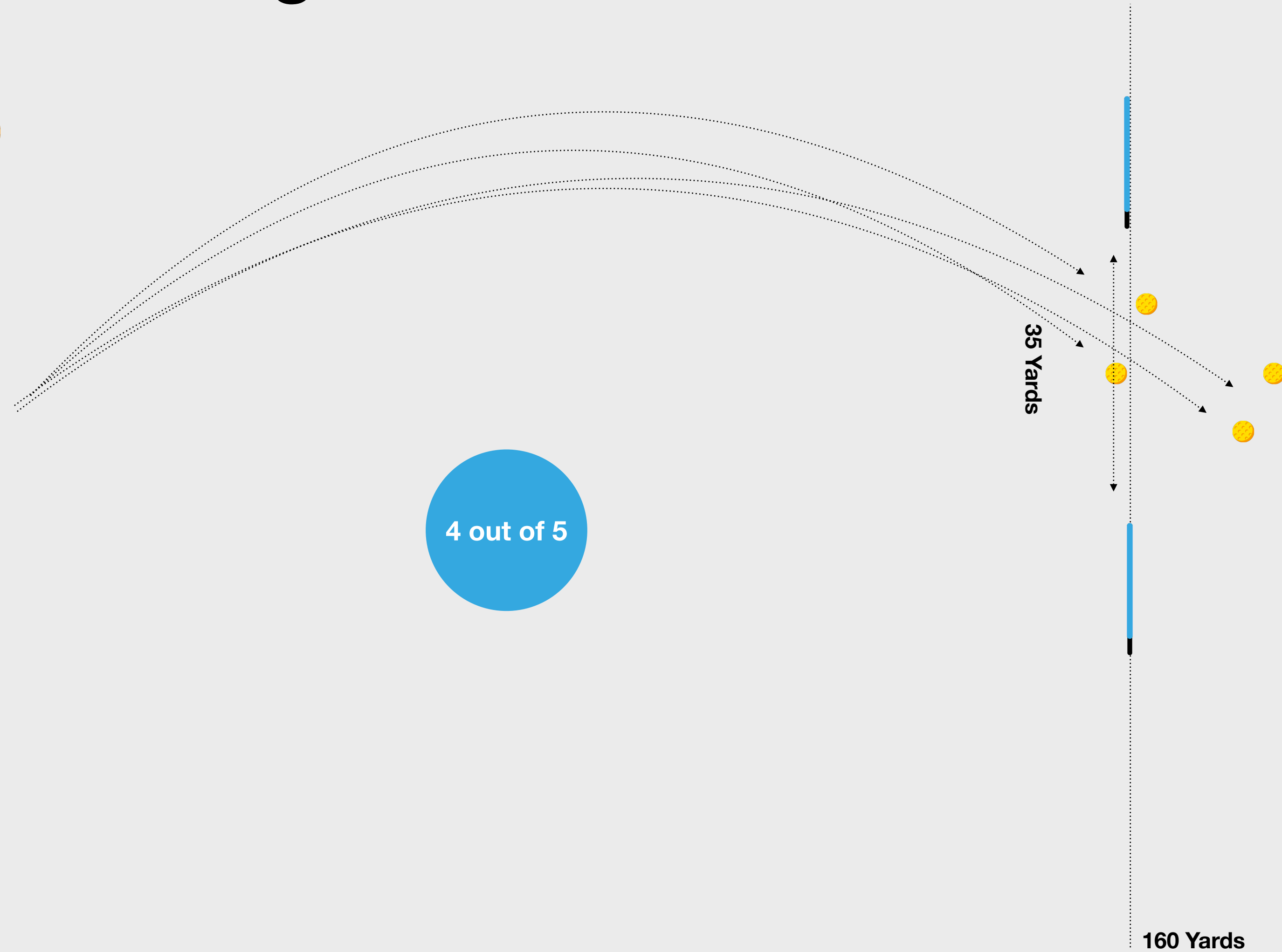

If they are also assigned to the Junior Golf Academy *myGame+* program on GLF. Connect the challenge can be marked as complete and the virtual rewards will be issued automatically.



Driver



Driver Challenge



4 out of 5

35 Yards

160 Yards



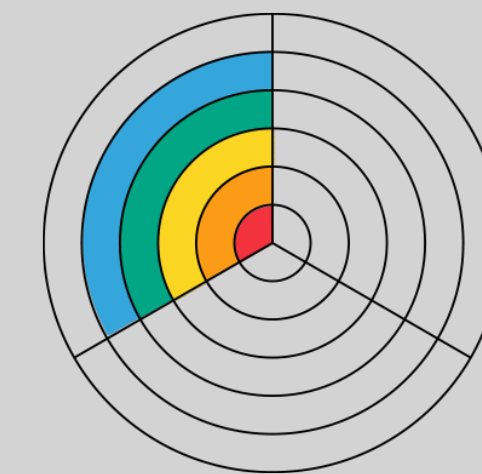
The Challenge

To complete the Level 5 Challenge within the Driver Skill element, the child needs to demonstrate the ability to hit 4 out of 5 shots in the air, a minimum total distance of 160 yards. The ball needs to come to rest through a 35-yard-wide gate.


What to do next?

If the child completes the challenge, they can colour in the specific level of correct category for *myGame Wheel* in their junior folder. They can also add a Sticker to the correct level tracker sheet.


If they are also assigned to the Junior Golf Academy *myGame+* program on GLF, Connect the challenge can be marked as complete and the virtual rewards will be issued automatically.



Driver



Driver Challenge



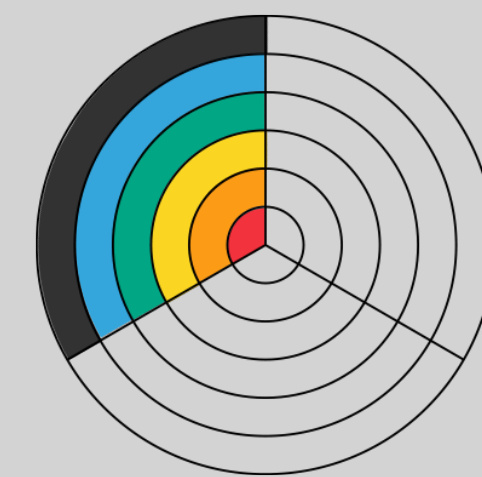
The Challenge

To complete the Level 6 Challenge within the Driver Skill element, the child needs to demonstrate the ability to hit 5 out of 5 shots in the air, a minimum total distance of 200 yards. The ball needs to come to rest through a 45-yard-wide gate.

What to do next?

If the child completes the challenge, they can colour in the specific level of correct category for *myGame Wheel* in their junior folder. They can also add a Sticker to the correct level tracker sheet.

If they are also assigned to the Junior Golf Academy *myGame+* program on GLF. Connect the challenge can be marked as complete and the virtual rewards will be issued automatically.



Driver

