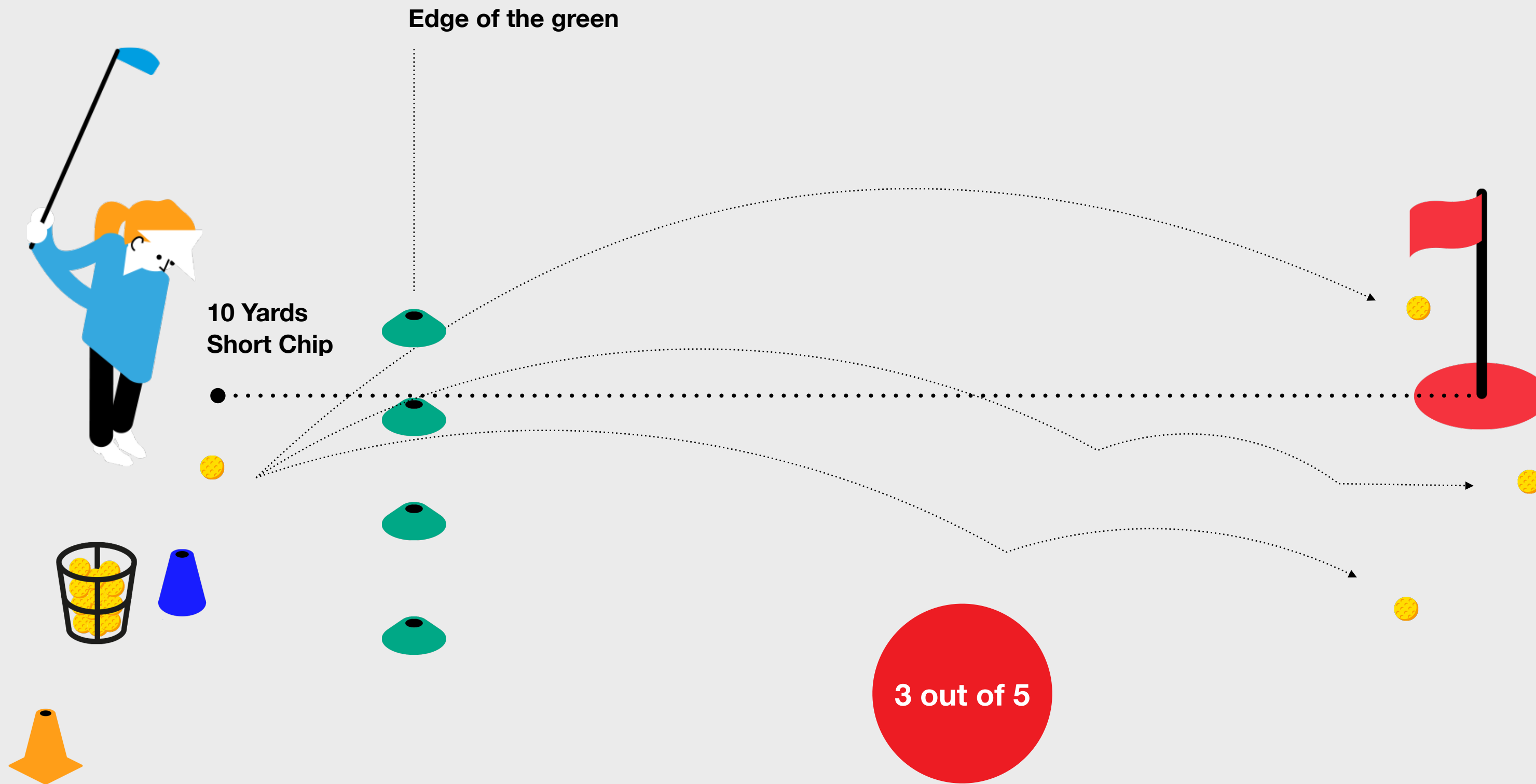


Chipping



Chipping Challenge



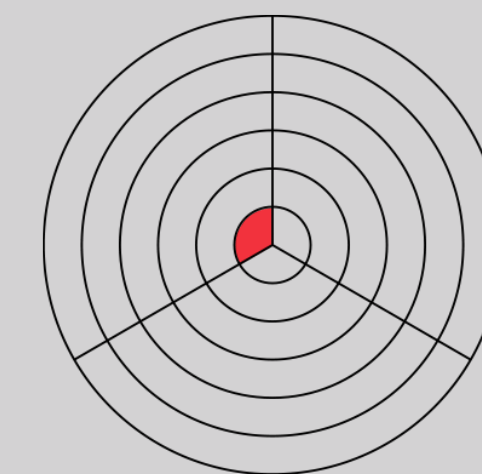
The Challenge

To complete the Level 1 Challenge within the Chipping skill element, the child needs to get 3 shots out of 5 anywhere on the green from a starting distance of 10 yards.


What to do next?

If the child completes the challenge, they can colour in the specific level of correct category for *myGame Wheel* in their junior folder. They can also add a Sticker to the correct level tracker sheet.

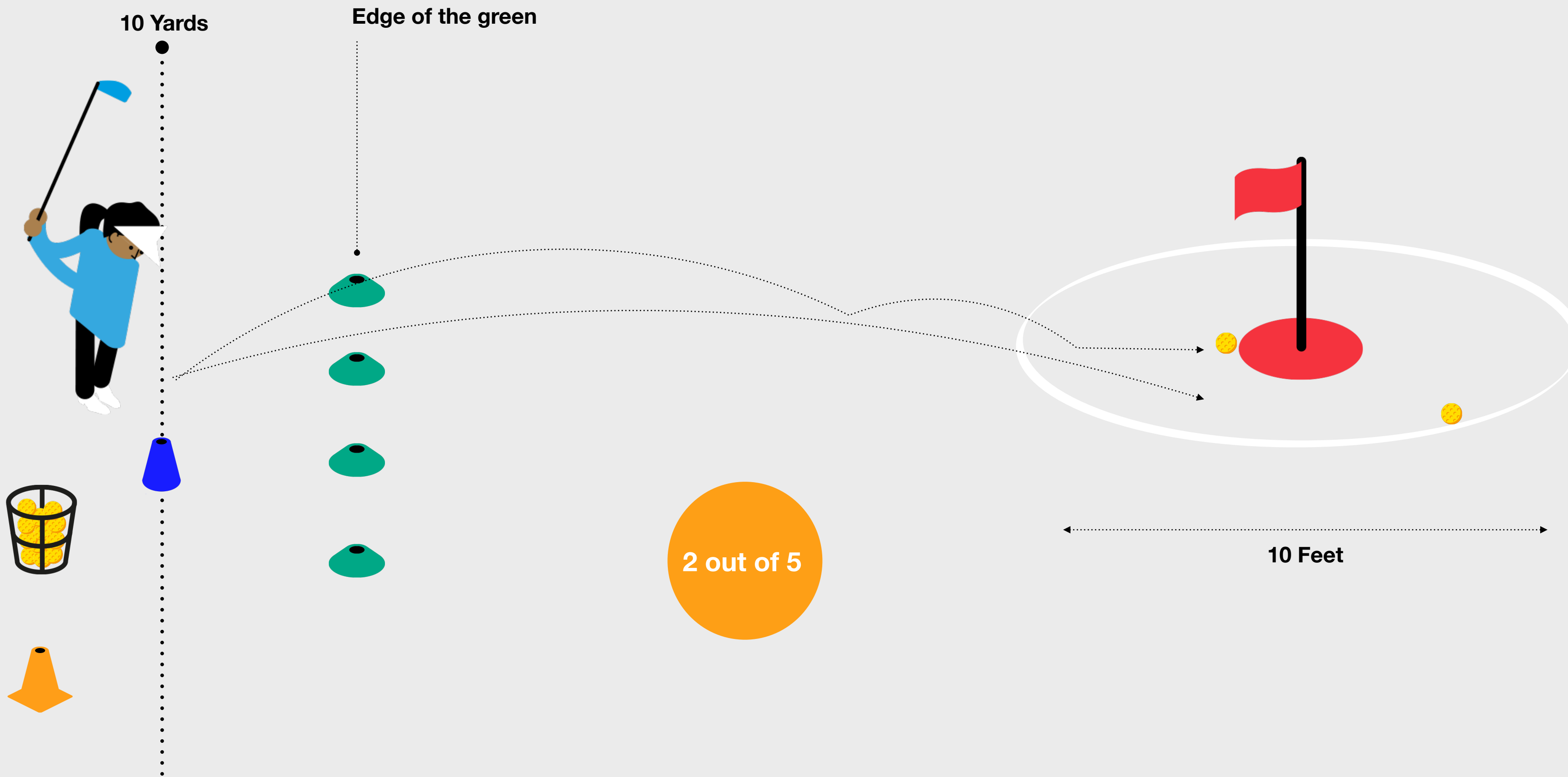
If they are also assigned to the Junior Golf Academy *myGame+* program on GLF. Connect the challenge can be marked as complete and the virtual rewards will be issued automatically.



Chipping



Chipping Challenge



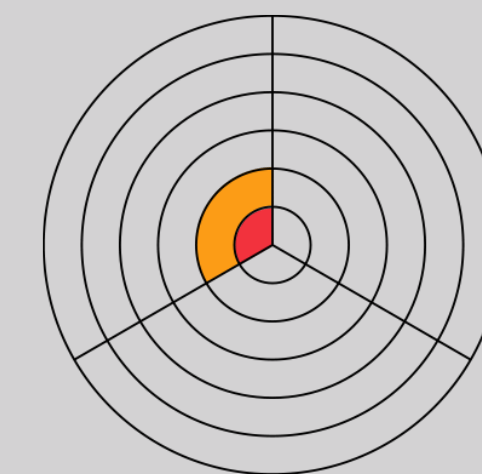
The Challenge

To complete the Level 2 Challenge within the Chipping skill element, the child needs to get 2 shots out of 5 within a 10-foot diameter target circle from a starting distance of 10 yards from the flag.


What to do next?

If the child completes the challenge, they can colour in the specific level of correct category for *myGame Wheel* in their junior folder. They can also add a Sticker to the correct level tracker sheet.


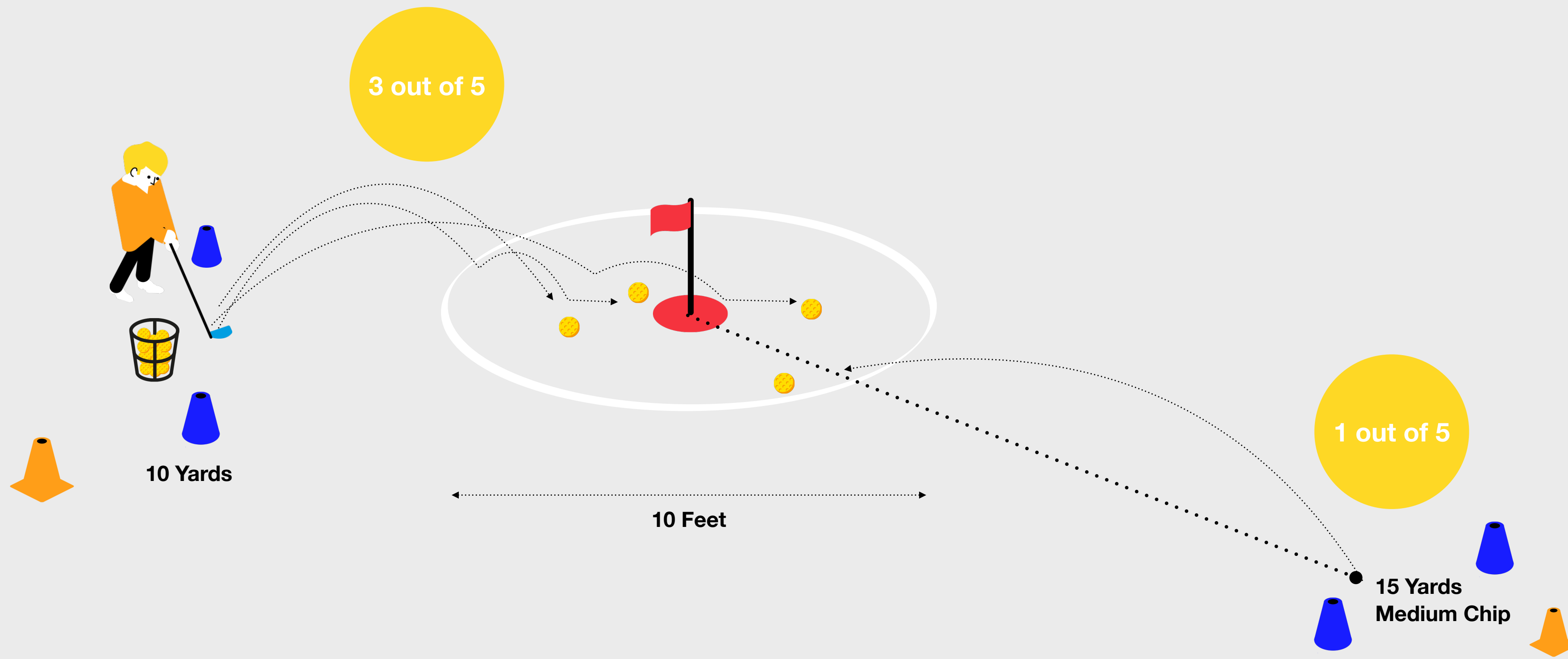
If they are also assigned to the Junior Golf Academy *myGame+* program on GLF, Connect the challenge can be marked as complete and the virtual rewards will be issued automatically.



Chipping



Chipping Challenge



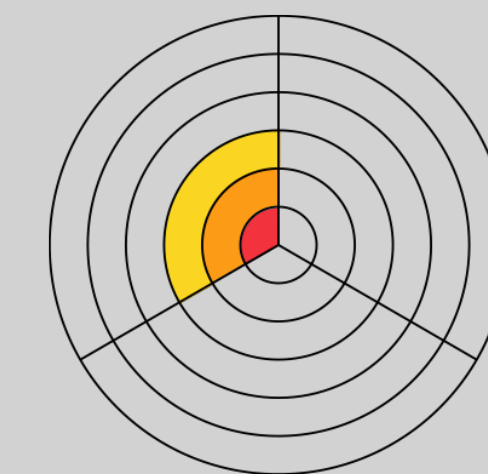
The Challenge

To complete the Level 3 Challenge within the Chipping skill element, the child needs to hit 3 out of 5 shots from 10 yards and 1 out of 5 shots from 15 yards to finish within a 10-foot diameter circle around the flag.

What to do next?

If the child completes the challenge, they can colour in the specific level of correct category for *myGame Wheel* in their junior folder. They can also add a Sticker to the correct level tracker sheet.

If they are also assigned to the Junior Golf Academy *myGame+* program on GLF. Connect the challenge can be marked as complete and the virtual rewards will be issued automatically.



Chipping



Chipping Challenge



The Challenge

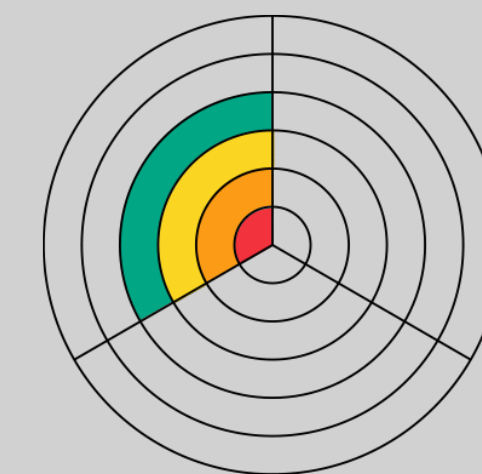
To complete the Level 4 Challenge within the Chipping skill element, the child needs to chip 4 out of 5 shots from 10 yards, 2 out of 5 from 15 yards and 1 out of 5 shots from 20 yards within a 10-foot diameter circle.

All shots must finish on the green and the child should demonstrate control over contact.


What to do next?

If the child completes the challenge, they can colour in the specific level of correct category for *myGame Wheel* in their junior folder. They can also add a Sticker to the correct level tracker sheet.

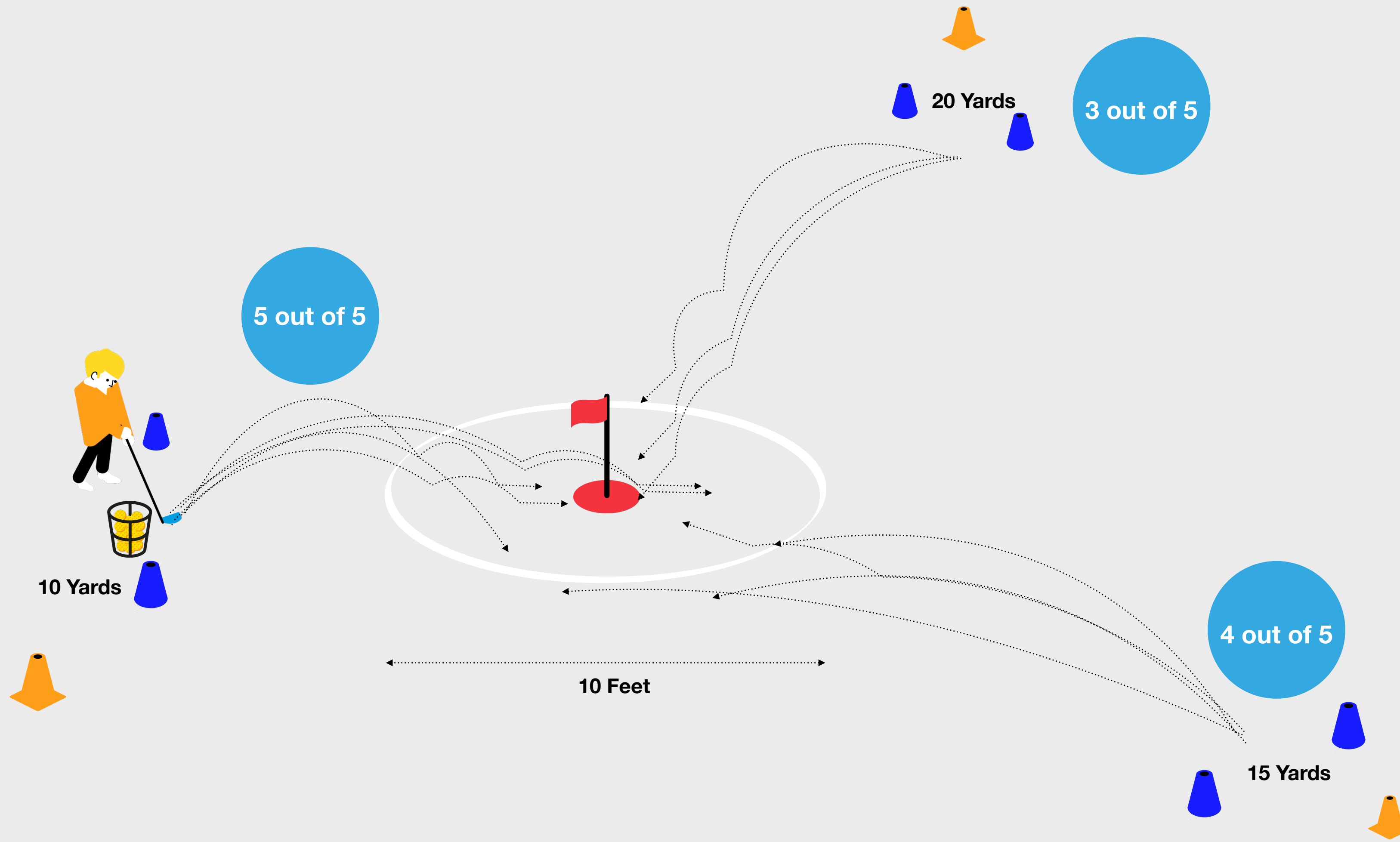
If they are also assigned to the Junior Golf Academy *myGame+* program on GLF. Connect the challenge can be marked as complete and the virtual rewards will be issued automatically.



Chipping



Chipping Challenge



The Challenge

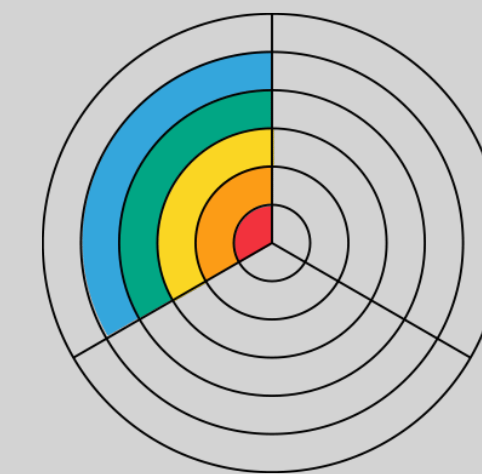
To complete the Level 5 Challenge within the Chipping skill element, the child needs to 5 out of 5 shots from 10 yards, 4 out of 5 shots from 15 yards and 3 out of 5 shots from 20 yards to finish within a 10-foot diameter circle.

All shots must finish on the green and the child should demonstrate control over contact.


What to do next?

If the child completes the challenge, they can colour in the specific level of correct category for *myGame Wheel* in their junior folder. They can also add a Sticker to the correct level tracker sheet.

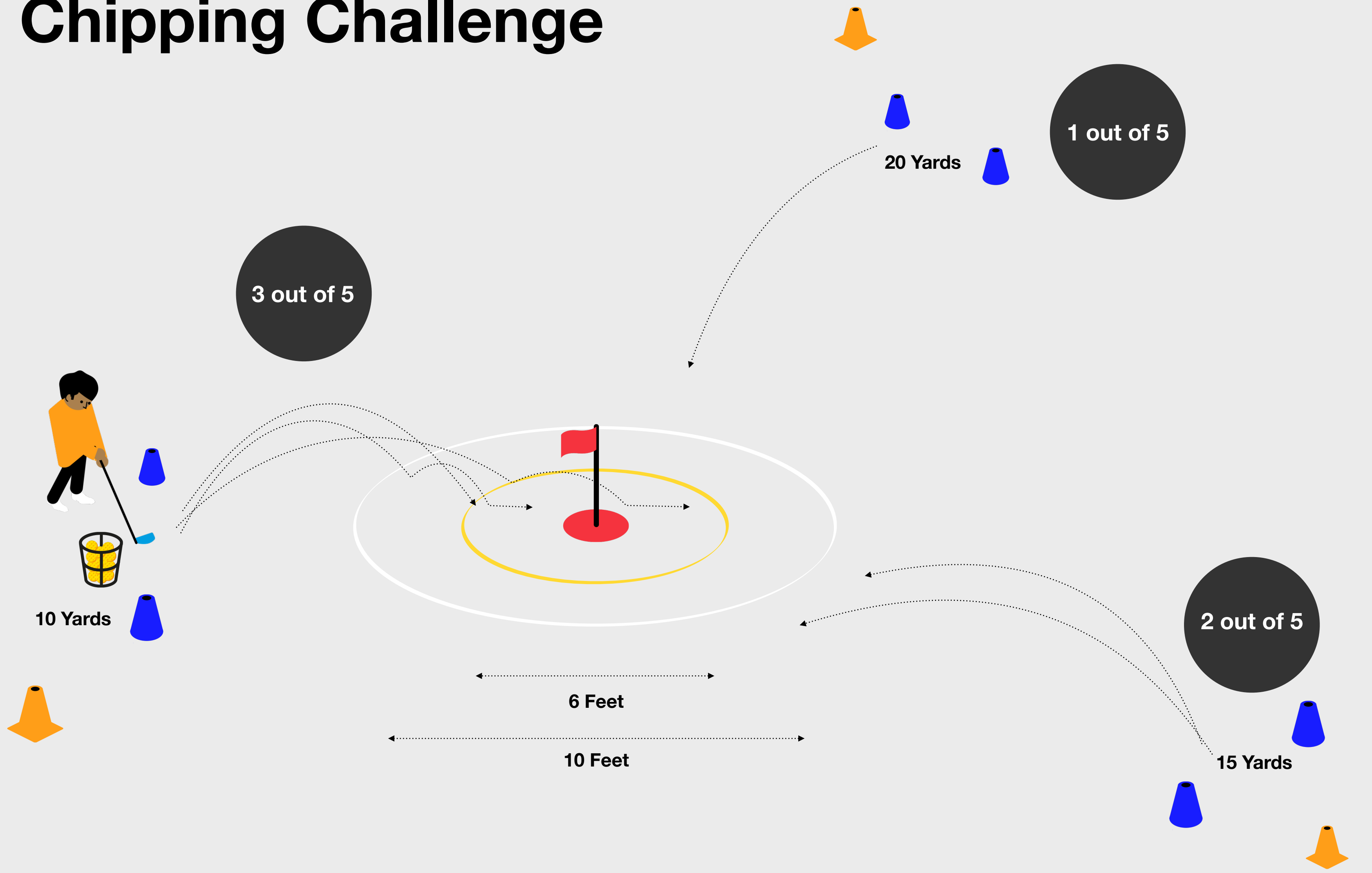
If they are also assigned to the Junior Golf Academy *myGame+* program on GLF. Connect the challenge can be marked as complete and the virtual rewards will be issued automatically.



Chipping



Chipping Challenge



The Challenge

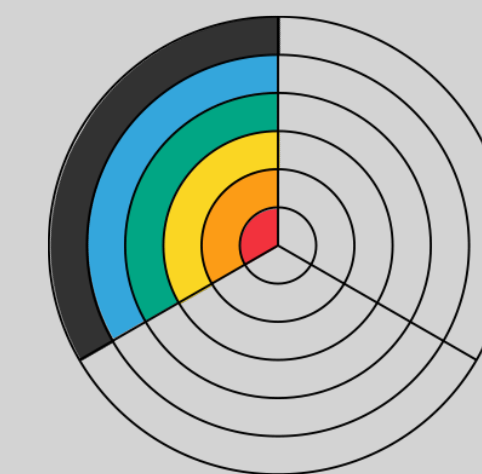
To complete the Black Sticker Challenge within the Chipping skill element, the child needs to get 3 out of 5 from 10 yards, 2 out of 5 from 15 yards and 1 out of 5 from 20 yards to finish within a 6-foot diameter circle.

All shots must finish with the 10 foot target circle and the child should demonstrate good control of contact.

What to do next?

If the child completes the challenge, they can colour in the specific level of correct category for *myGame Wheel* in their junior folder. They can also add a Sticker to the correct level tracker sheet.

If they are also assigned to the Junior Golf Academy *myGame+* program on GLF. Connect the challenge can be marked as complete and the virtual rewards will be issued automatically.



Chipping

