

Challenges Coach Resource



Contents

- 4 Challenge Table
- 6 Level 1 Challenges
- 10 Level 2 Challenges
- 19 Level 3 Challenges



Table

		Level 1	Level 2	Level 3
Swing	Driver	<i>There is no Driver Challenge at Step 1</i>	Hit 3/ 5 shots in the air and finish a minimum of 75 yards away. No requirement for control over direction	Hit 2/ 5 shots through the target gate at the learner's approximate driver total distance (minimum 125 yards)
	Fairway Woods	<i>There is no Fairway Wood & Hybrid Challenge at Step 1</i>	Hit 3/ 5 shots in the air and finish a minimum of 60 yards away. Challenge can be completed off a tee peg	Hit 2 / 5 shots through the target gate at the learner's approximate fairway wood total distance (minimum 100 yards)
	Irons	Hit 2/ 5 shots in the air. Challenge can be attempted off a tee.	Hit 3/ 5 shots in the air and carry a minimum of 50 yards away. Challenge should be completed off the ground	Hit 2/ 5 shots to come to rest on the target green at the learner's approximate 7-iron total distance (minimum 75 yards)
On the Green	Short Putts	2/ 5 putts in the hole from 3 feet on a flat green surface from one position around the hole	Putt 2/ 5 putts from 3 feet from 5 different positions around the hole	Putt 3/ 5 putts from 3 feet and 1/ 5 putts from 6 feet from 5 positions around the hole on a gently sloped surface
	Long Putts	<i>There is no Long Putts Challenge at Step 1</i>	Putt 2/ 5 putts from 20 feet and 1/ 5 from 30 feet inside a 6-foot diameter target circle from one side of the hole	Putt 3/ 5 putts from 20 feet and 2/ 5 from 30 feet within a 6-foot diameter circle from 5 positions around the hole
	Scoring	<i>There is no Scoring Challenge at Step 1</i>	Score 21 putts or fewer over 6 holes. 2 putts from 10 feet, 2 putts from 20 feet and 2 putts from 30 feet from the hole	Score 24 putts or fewer over 9 holes. 3 putts from 10 feet, 3 from 20 feet and 3 from 30 feet from the hole
Around the Green	Chipping	Chip 3/ 5 shots anywhere onto the green from a starting position minimum of 10 yards from the hole and 5 yards from the edge of the green.	Chip 1/ 5 shots from 10 yards and 1/ 5 shots from 15 yards to finish within a 20-foot diameter target circle	Chip 2/ 5 shots from 10 yards and 2/ 5 from 15 yards from 20 yards to finish within a 20-foot diameter circle
	Pitching	<i>There is no Pitching Challenge at Step 1</i>	Hit 1/ 5 shots from 20 yards within a 30 foot diameter circle from a minimum of 10 yards from the edge of the green.	Hit 2/ 5 from 20 yards and 1/ 5 from 30 yards within a 30-foot diameter circle and the remaining shots must finish on the green
	Bunker Play	<i>There is no Bunker Play Challenge at Step 1</i>	Hit 1/ 5 shots to finish anywhere on the green but must demonstrate control. Contact must be made with the remaining shots.	Hit 2 / 5 shots anywhere on the green but must demonstrate control. 4 out of the 5 shots must finish out of the bunker.
On the Course	Score Achievements	<i>There is no Score Achievement Challenge at Step 1</i>	Score your first Double Bogey from The Stinger (Tee 3), The Drive (Tee 4) or The Official Tee Box on the adapted course.	Score your first bogey from the Official Tee Box on the adapted course
	On Course Milestones	<i>There is no On Course Milestone at Step 1</i>	Hit your first Par 3 in 1 shot. Complete this challenge from The Stinger (Tee 3), The Drive (Tee 4) or The Official Tee Box on the adapted course.	Hit your first Par 4 in 2 Shots from the Official Tee Box on the adapted course
	Holes	Complete your first golf hole on any hole type. Learner should aim to complete the entire hole from any teeing position.	Complete a Par 3, Par 4 and a Par 5 from any teeing position.	Complete your first 9 hole round from the Official Tee Box on the adapted course

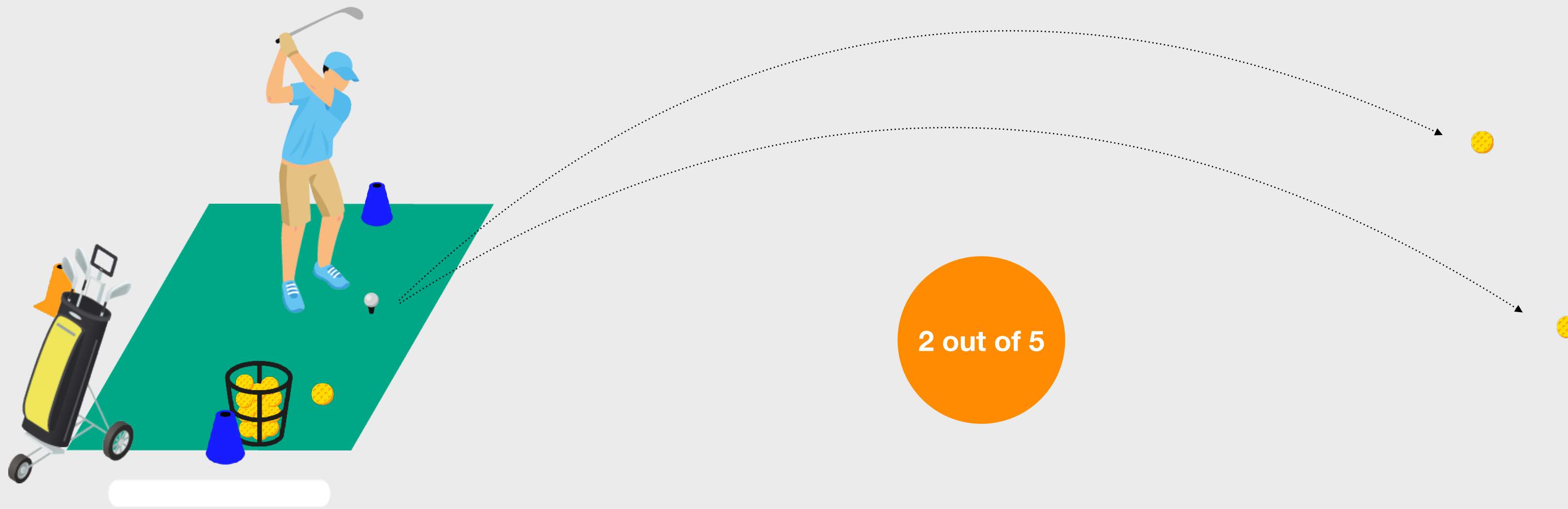
Swing Challenge Table

		Level 1	Level 2	Level 3
Swing	Driver	<i>There is no Driver Challenge at Step 1</i>	3/ 5 shots in the air and finish a minimum of 75 yards away. No requirement for control over direction	Hit 2/ 5 shots through the target gate at the learner's approximate driver total distance (minimum 125 yards)
	Fairway Woods	<i>There is no Fairway Wood & Hybrid Challenge at Step 1</i>	2/ 5 shots in the air and finish a minimum of 60 yards away. Challenge can be completed off a tee peg	Hit 2 / 5 shots through the target gate at the learner's approximate fairway wood total distance (minimum 100)
	Irons	Hit 2/ 5 shots in the air. Challenge can be attempted off a tee.	3/ 5 shots in the air and carry a minimum of 50 yards away. Challenge should be completed off the ground	Hit 2/ 5 shots to come to rest on the target green at the learner's approximate 7-iron total distance (minimum 75)
Driver Distances		Not Applicable	75/100	20 yard wide target gate
		Not Applicable	125	25 yard wide target gate
		Not Applicable	150	30 yard wide target gate
		Not Applicable	175	35 yard wide target gate
		Not Applicable	200	40 yard wide target gate
Fairway Wood Distances		Not Applicable	75	15 yard wide target gate
		Not Applicable	100	20 yard wide target gate
		Not Applicable	125	25 yard wide target gate
		Not Applicable	150	30 yard wide target gate
		Not Applicable	175	35 yard wide target gate
Iron Distances		Not Applicable	75	15 yard wide target green
		Not Applicable	100	20 yard wide target green
		Not Applicable	125	25 yard wide target green
		Not Applicable	150	30 yard wide target green

Level 1



Iron Challenge



The Challenge

To complete the Level 1 Challenge the learner needs to demonstrate the ability to hit 2 out of 5 shots in the air.

To complete the challenge, the learner doesn't need to demonstrate control over direction or distance. The Challenge can be attempted off a tee.

Equipment you Need

The equipment you will need for this challenge:

- Golf Balls

What should the Learner do next?

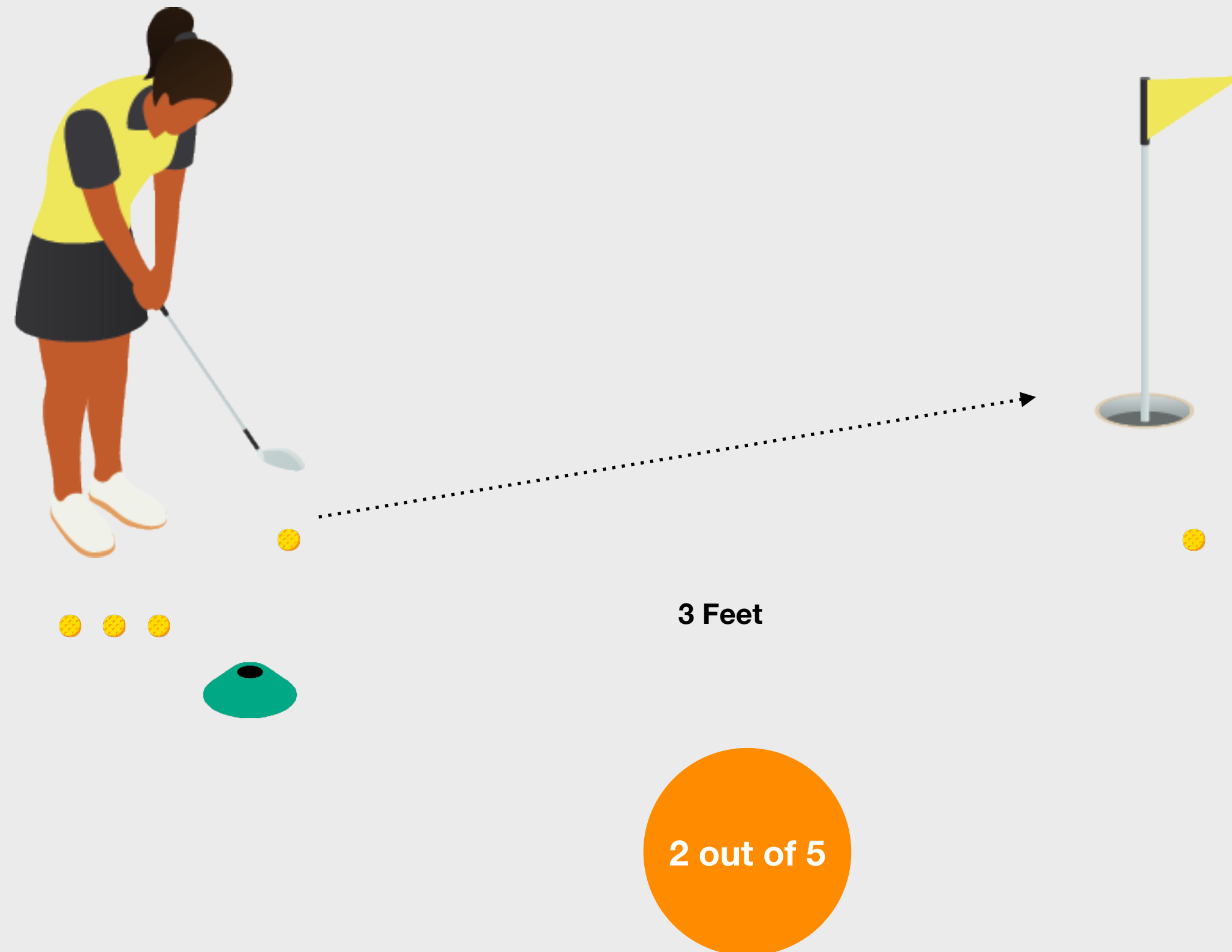
After attempting the challenge, the learner should:

- Log in to the GLF. Connect App
- If they complete the challenge, mark it as complete in the Challenge Section

Irons



Short Putts Challenge



The Challenge

To complete the Level 1 Challenge the learner needs to putt 2/ 5 balls in the hole from 3 feet on a flat green surface from one position around the hole.

Equipment you Need

The equipment you will need for this challenge:

- Cones to mark the starting position
- Golf Balls

What should the Learner do next?

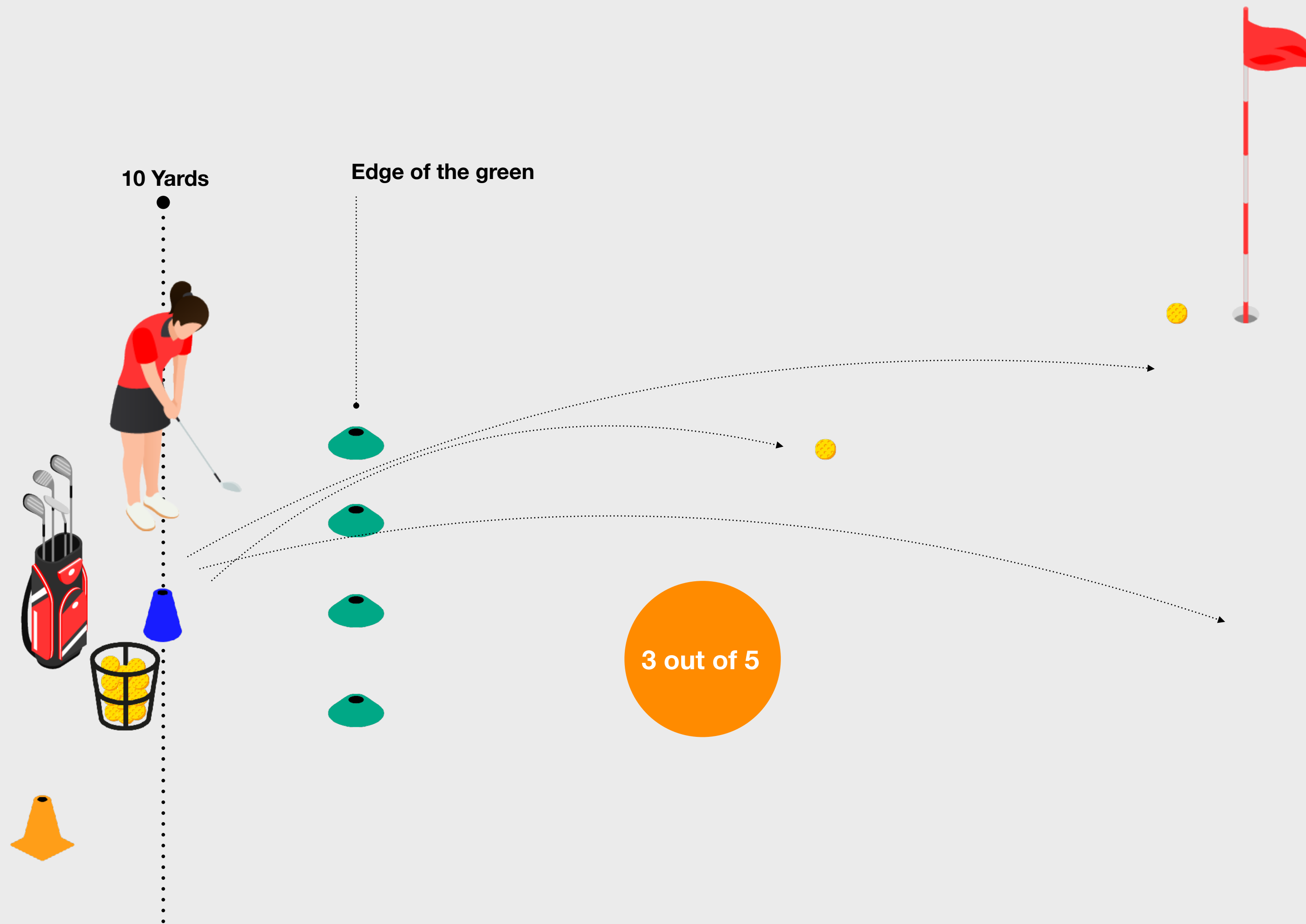
After attempting the challenge, the learner should:

- Log in to the GLF. Connect App
- If they complete the challenge, mark it as complete in the Challenge Section

Short Putts



Chipping Challenge



The Challenge

To complete the Level 1 Challenge the learner needs to chip 3 out of 5 shots to finish anywhere onto the green from a distance of 10 yards from the hole and maximum of 5 yards from the edge of the green.

Equipment you Need

The equipment you will need for this challenge:

- Cones to mark the starting position
- Golf Balls

What should the Learner do next?

After attempting the challenge, the learner should:

- Log in to the GLF. Connect App
- If they complete the challenge, mark it as complete in the Challenge Section

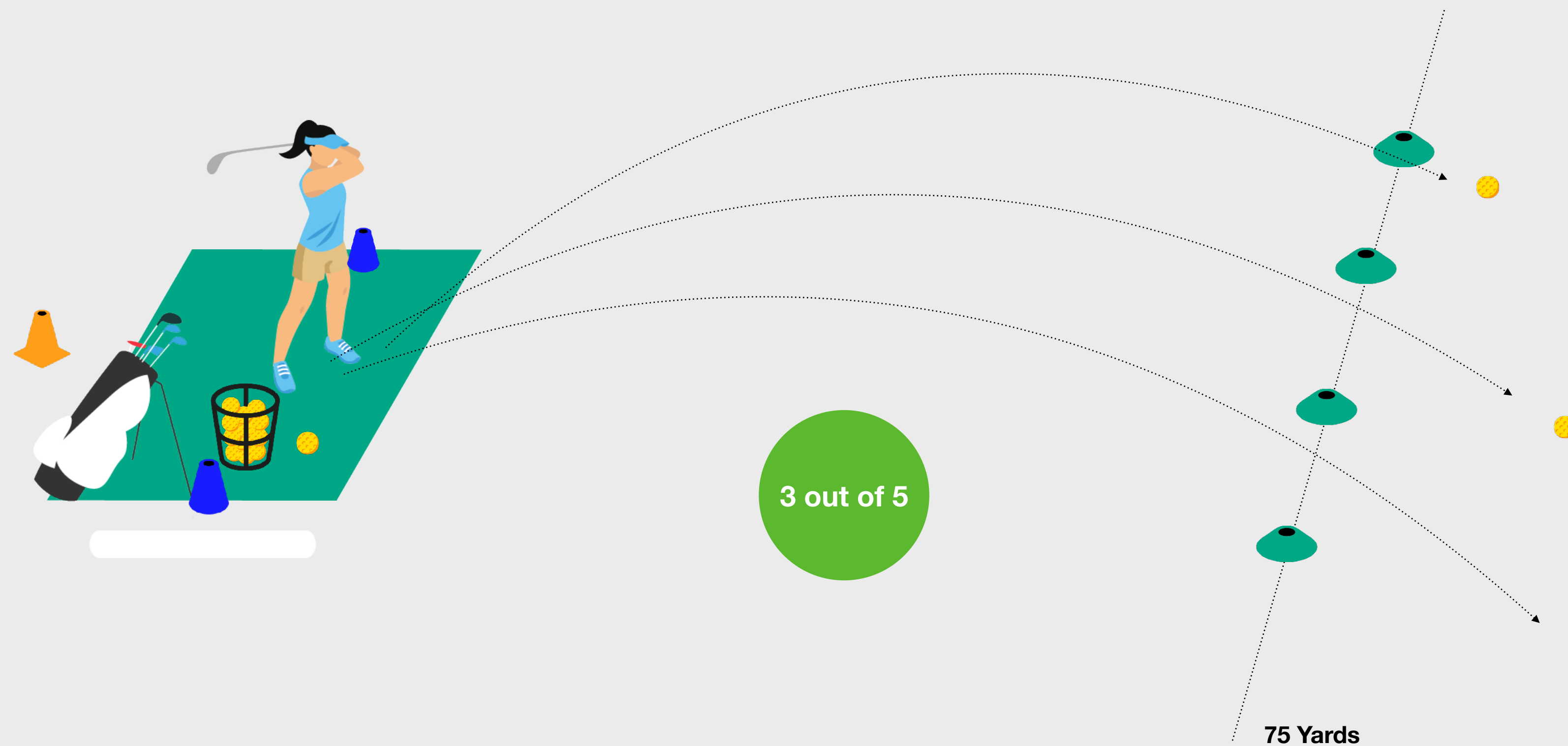
Chipping



Level 2



Driver Challenge



The Challenge

To complete the Level 2 Challenge the learner needs to demonstrate the ability to hit 3 out of 5 shots in the air and a minimum carry distance of 75 yards.

To complete the challenge, the learner doesn't need to demonstrate control over direction.

Equipment you Need

The equipment you will need for this challenge:

- Cones to mark the carry line
- Golf Balls

What should the Learner do next?

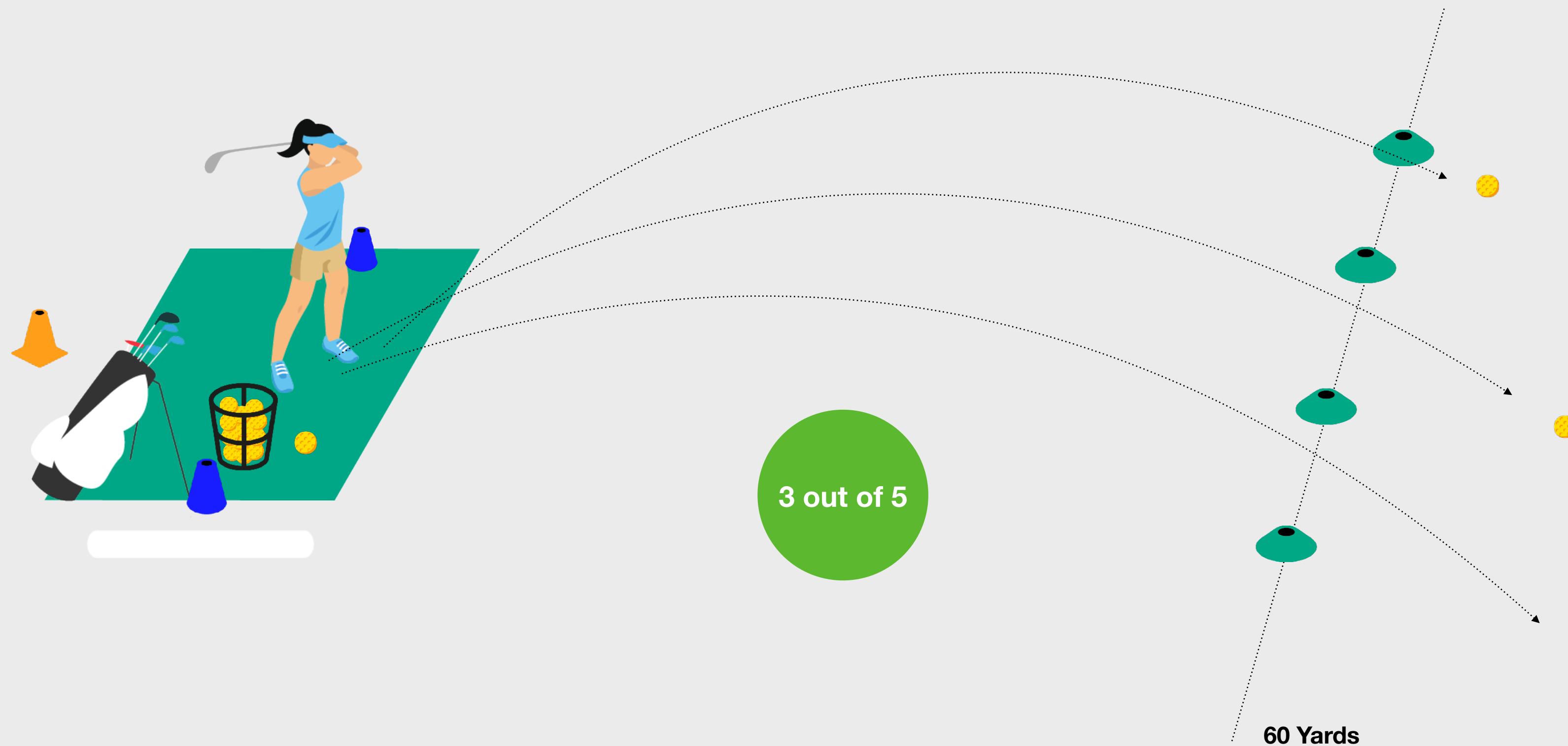
After attempting the challenge, the learner should:

- Log in to the GLF. Connect App
- If they complete the challenge, mark it as complete in the Challenge Section

Driver



Hybrid and Fairway Wood Challenge



The Challenge

To complete the Level 2 Challenge the learner needs to demonstrate the ability to hit 3 out of 5 shots in the air and a minimum carry distance of 60 yards.

To complete the challenge, the learner doesn't need to demonstrate control over direction. This challenge can be attempted off a tee.

Equipment you Need

The equipment you will need for this challenge:

- Cones to mark the carry line
- Golf Balls

What should the Learner do next?

After attempting the challenge, the learner should:

- Log in to the GLF. Connect App
- If they complete the challenge, mark it as complete in the Challenge Section

Fairway Woods



Iron Challenge



The Challenge

To complete the Level 2 Challenge the learner needs to demonstrate the ability to hit 3 out of 5 shots in the air and a minimum carry distance of 50 yards.

To complete the challenge, the learner doesn't need to demonstrate control over direction. This challenge can be attempted off a tee.

Equipment you Need

The equipment you will need for this challenge:

- Cones to mark the carry line
- Golf Balls

What should the Learner do next?

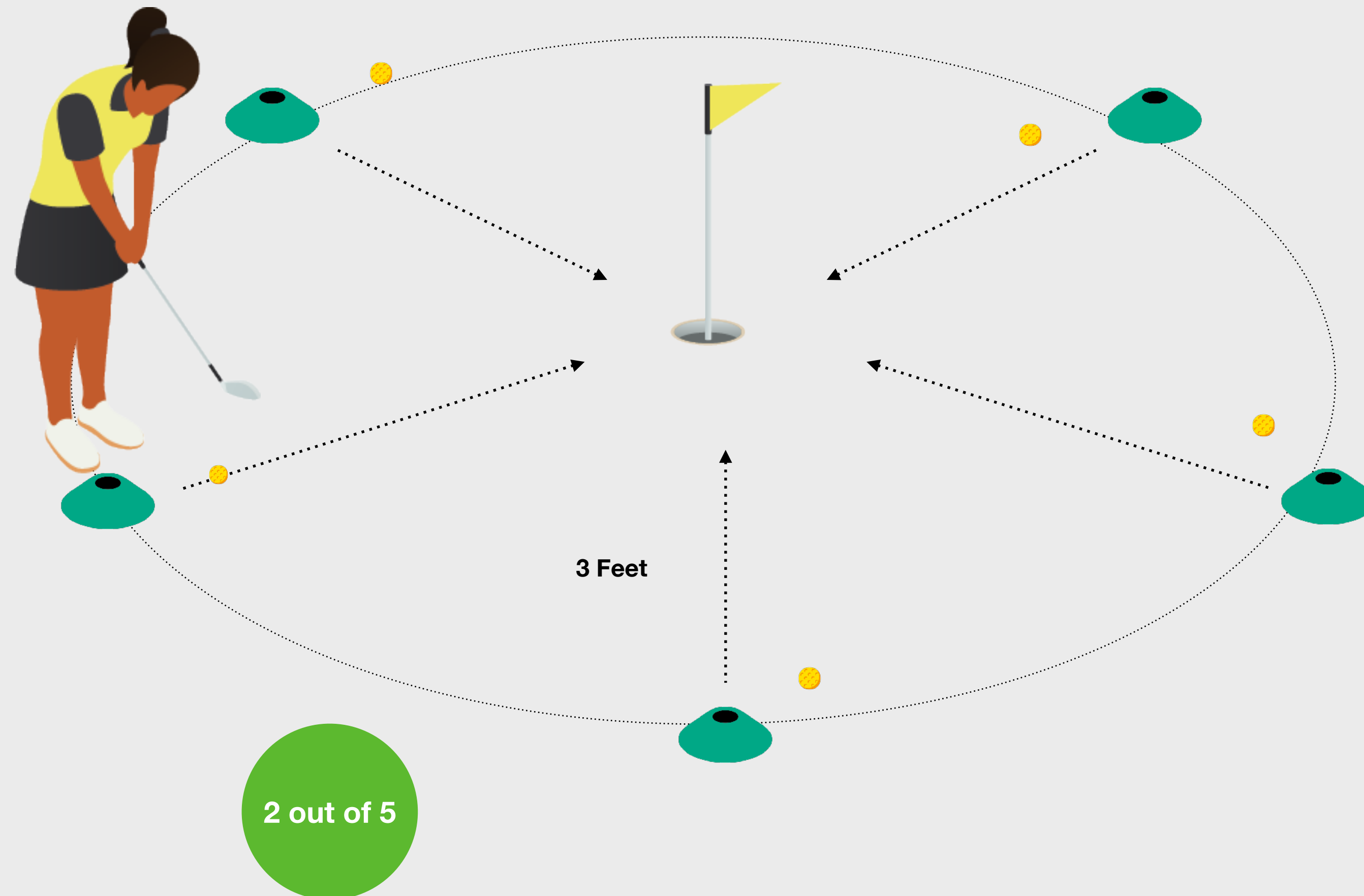
After attempting the challenge, the learner should:

- Log in to the GLF. Connect App
- If they complete the challenge, mark it as complete in the Challenge Section

Irons



Short Putts Challenge



The Challenge

To complete the Level 2 Challenge the learner needs to hole 2 out of 5 putts from a distance of 3 feet from 5 different positions around the hole.

Equipment you Need

The equipment you will need for this challenge:

- Colored cones to mark the five starting positions
- Golf Balls

What should the Learner do next?

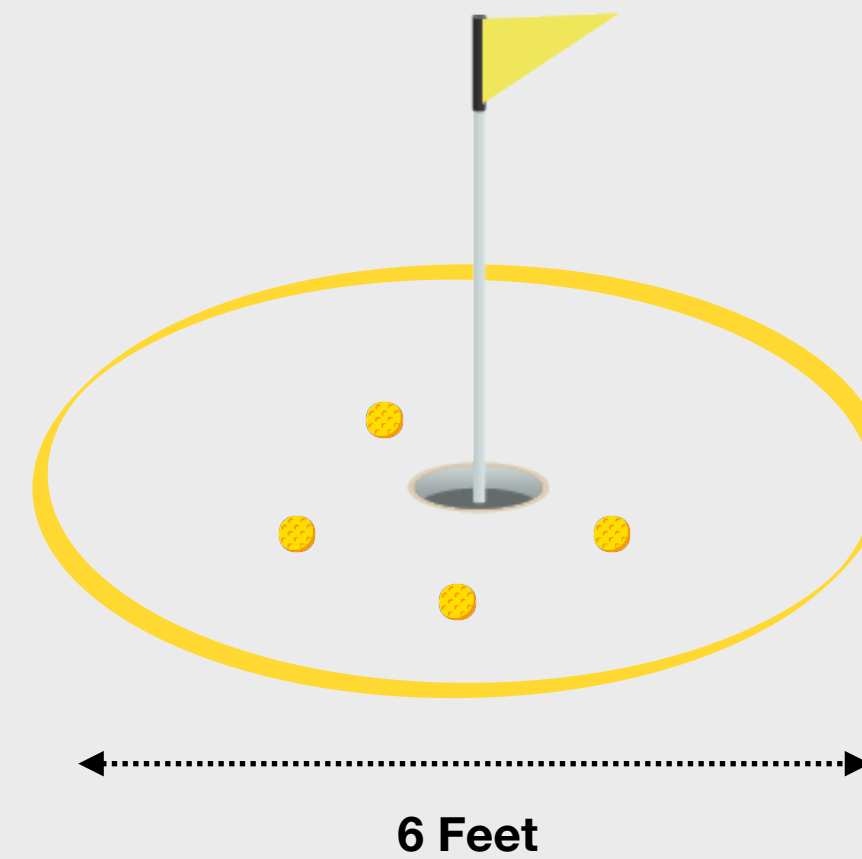
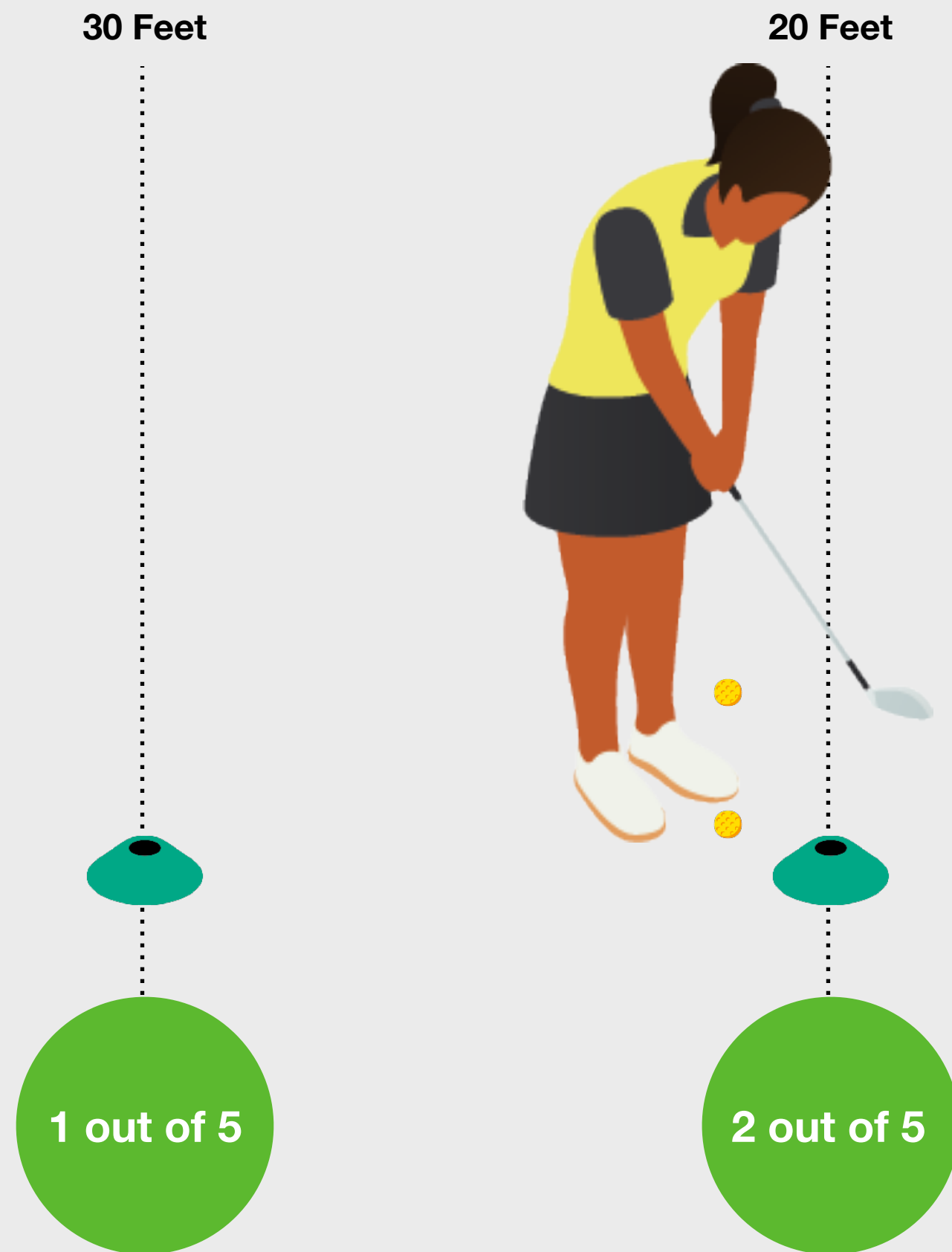
After attempting the challenge, the learner should:

- Log in to the GLF. Connect App
- If they complete the challenge, mark it as complete in the Challenge Section

Short Putts



Long Putts Challenge



The Challenge

To complete the Level 2 Challenge the learner needs to putt 2 out of 5 putts from 20 feet and 1 out of 5 from 30 feet inside a 6-foot diameter target circle from one side of the hole.

Equipment you Need

The equipment you will need for this challenge:

- Colored cones to mark the two starting positions
- 6-foot target circle from your equipment bag
- Golf Balls

What should the Learner do next?

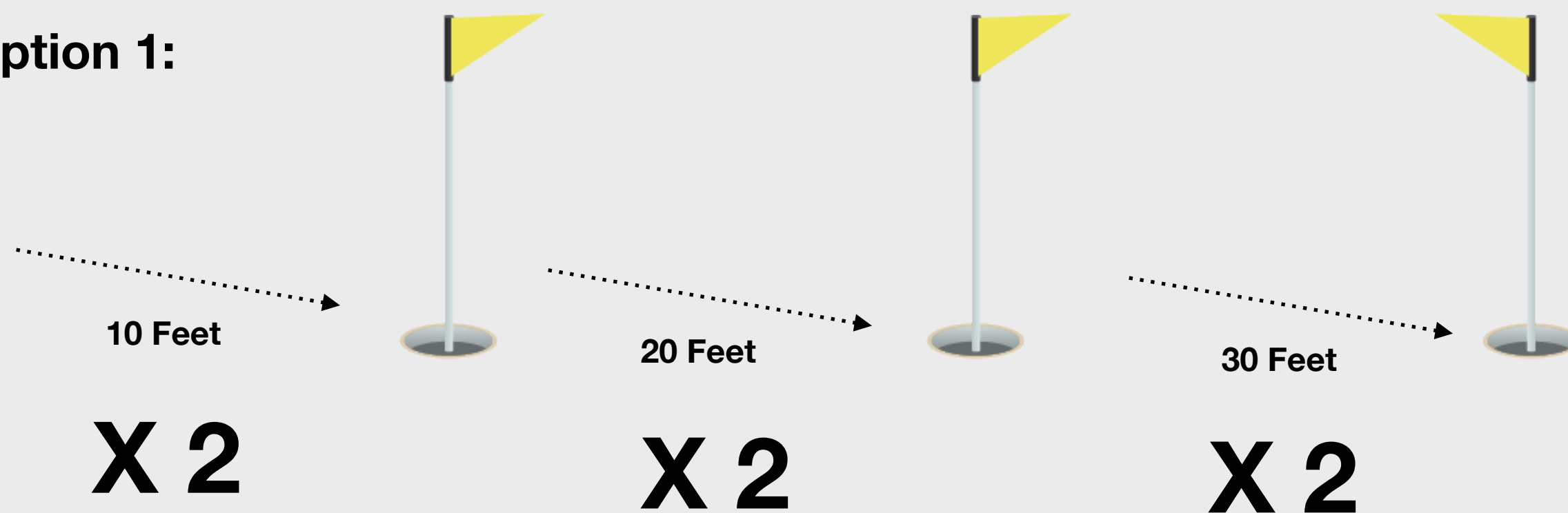
After attempting the challenge, the learner should:

- Log in to the GLF. Connect App
- If they complete the challenge, mark it as complete in the Challenge Section
-




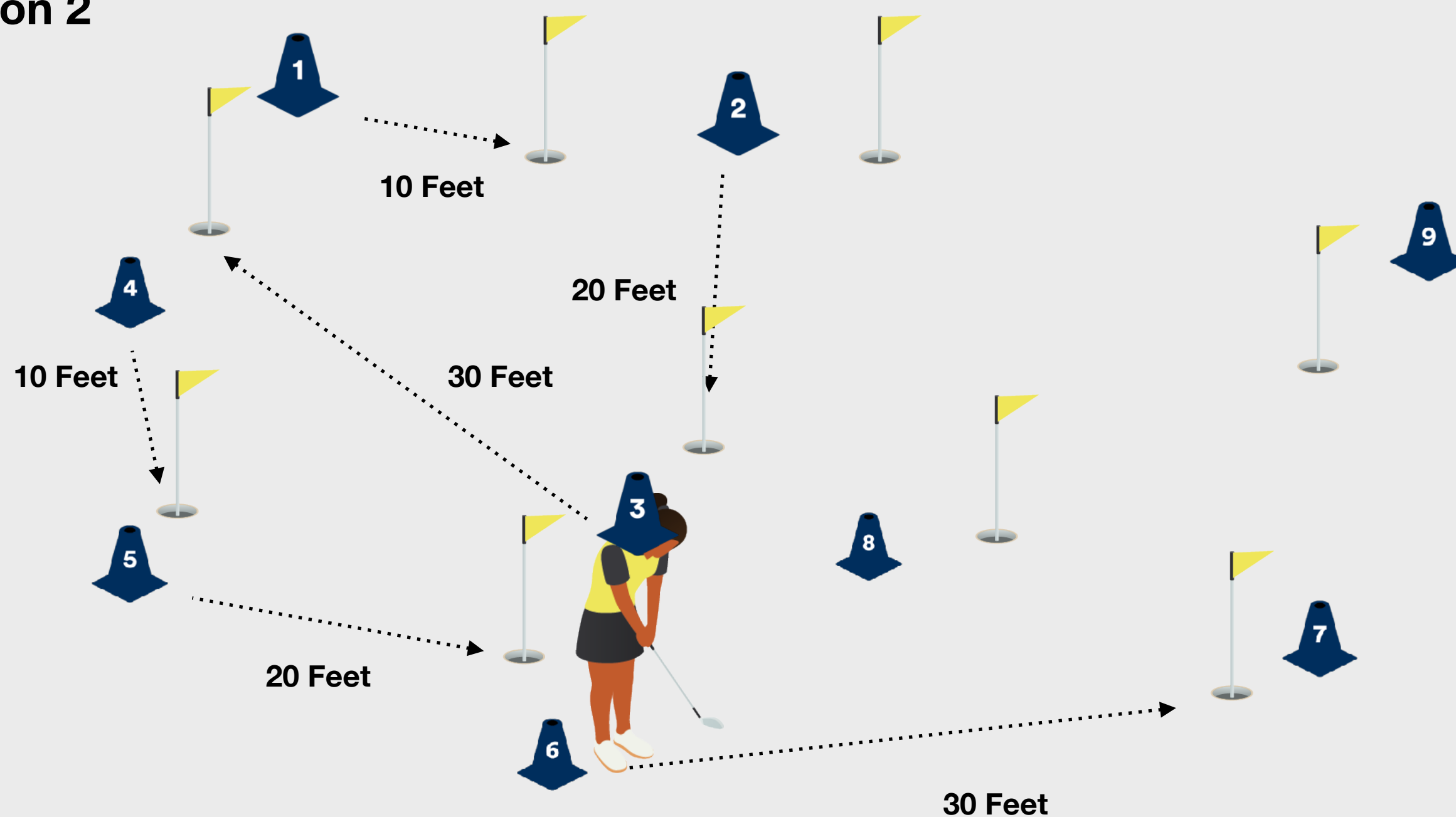
Scoring Challenge

Option 1:



21 putts or fewer

Option 2



The Challenge

To complete the Level 2 Challenge the learner needs score 21 putts or less over 6 holes. 2 putts should be attempted from a starting position 10 feet, 2 putts from 20 feet and 2 putts from 30 feet from the hole.

Equipment you Need

- The equipment you will need for this challenge:
- Numbered cones from your equipment bag to mark the starting positions.
 - Golf Balls
 - Scorecard and pencil

What should the Learner do next?

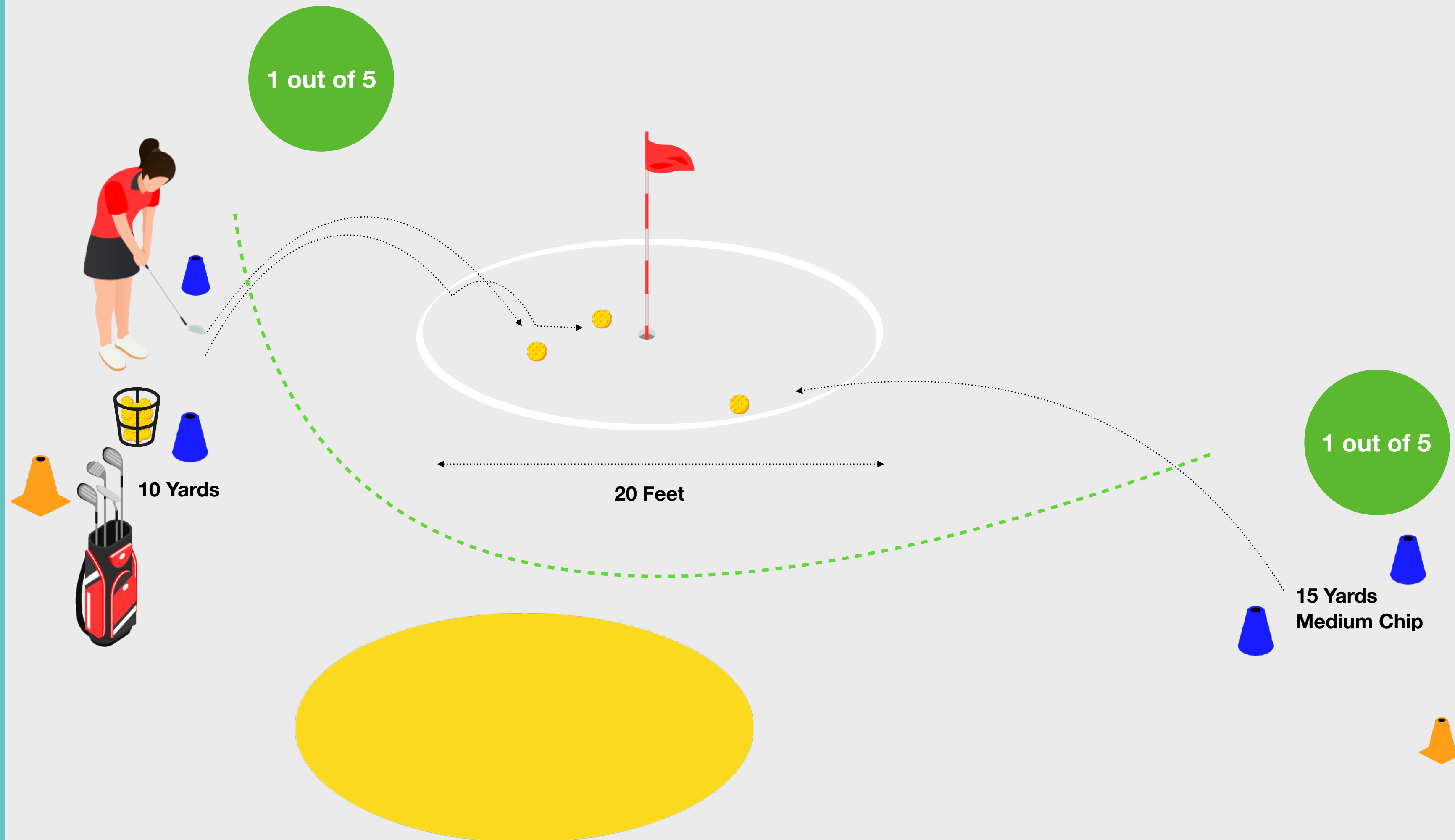
After attempting the challenge, the learner should:

- Log in to the GLF. Connect App
- If they complete the challenge, mark it as complete in the Challenge Section

Scoring



Chipping Challenge



The Challenge

To complete the Level 2 Challenge the learner needs to chip 1/5 shots from 10 yards and 1/5 shots from 15 yards to finish within a 20-foot diameter target circle.

Equipment you Need

The equipment you will need for this challenge:

- Cones to mark the starting positions
- Cones or tee pegs to mark the target circle
- Golf Balls

What should the Learner do next?

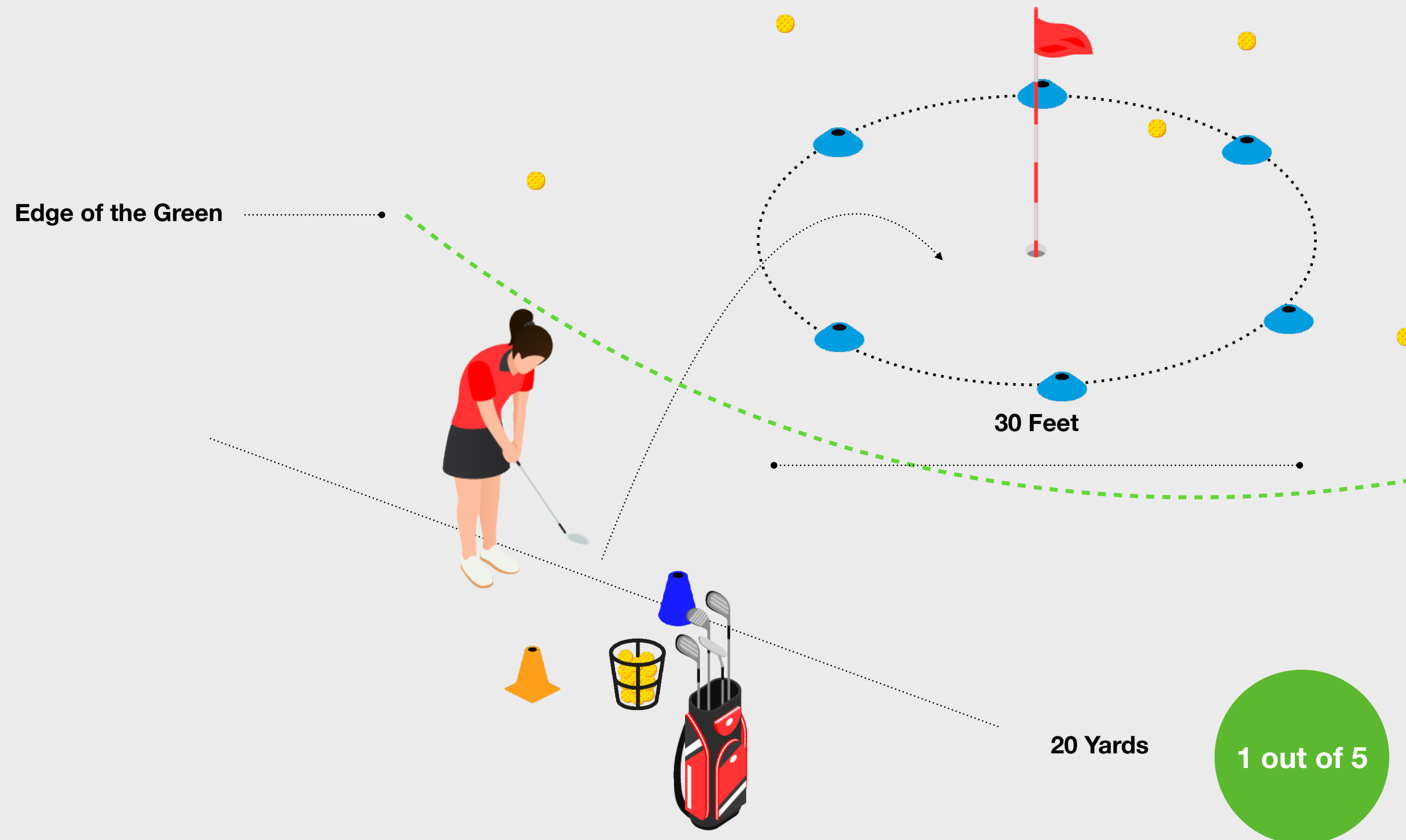
After attempting the challenge, the learner should:

- Log in to the GLF. Connect App
- If they complete the challenge, mark it as complete in the Challenge Section

Chipping



Pitching Challenge



The Challenge

To complete the Level 2 Challenge the learner needs to hit 1/ 5 shots from 20 yards within a 30-foot diameter circle from a minimum of 10 yards from the edge of the green.

Equipment you Need

The equipment you will need for this challenge:

- Cones to mark the starting positions
- Cones to mark the perimeter of the 10-yard target circle
- Golf Balls

What should the Learner do next?

After attempting the challenge, the learner should:

- Log in to the GLF. Connect App
- If they complete the challenge, mark it as complete in the Challenge Section

Pitching



Bunker Play Challenge



The Challenge

To complete the Level 2 Challenge the learner needs to hit 1 out of 5 shots to finish anywhere on the green but the learner must demonstrate control. Contact must be made with the remaining shots.

Equipment you Need

The equipment you will need for this challenge:

- Cones to mark the starting positions
- Golf Balls

What should the Learner do next?

After attempting the challenge, the learner should:

- Log in to the GLF. Connect App
- If they complete the challenge, mark it as complete in the Challenge Section

Bunker Play



Level 3



Driver Challenge

	Yardages	Target Gate
Driver Distances <i>(Where the ball comes to rest)</i>	125	25 yard wide target gate
	150	30 yard wide target gate
	175	35 yard wide target gate
	200	40 yard wide target gate



The Challenge

To complete the Level 3 Challenge the learner needs to demonstrate the ability to hit 2 out of 5 shots to travel through and come to rest between the target gate at the learners approximate driver total distance (Minimum of 125 yards)

Equipment you Need

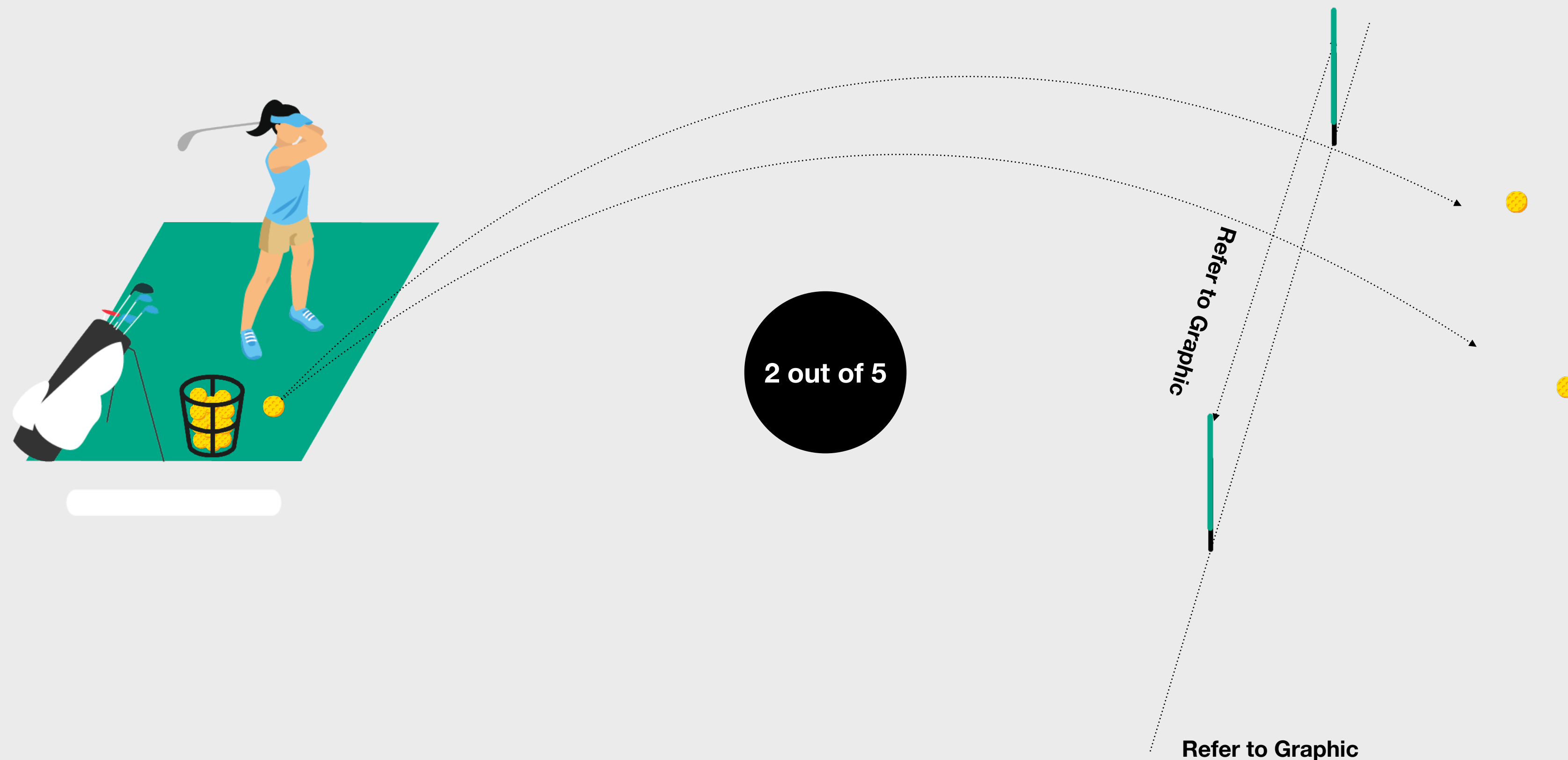
The equipment you will need for this challenge:

- Alignment Sticks to mark the target gates
- Foam noodles to make the gate more visible
- Golf Balls

What should the Learner do next?

After attempting the challenge, the learner should:

- Log in to the GLF. Connect App
- If they complete the challenge, mark it as complete in the Challenge Section



Driver



Hybrid/Fairway Wood Challenge

	Yardages	Target Gate
Hybrid/Fairway Wood Distances <i>(Where the ball comes to rest)</i>	100	20 yard wide target gate
	125	25 yard wide target gate
	150	30 yard wide target gate
	175	35 yard wide target gate



The Challenge

To complete the Level 3 Challenge the learner needs to demonstrate the ability to hit 2 out of 5 shots to travel through and come to rest between the target gate at the learners approximate fairway wood total distance (minimum of 100 Yards)

Equipment You Need

The equipment you will need for this challenge:

- Alignment Sticks to mark the target gates
- Foam noodles to make the gate more visible
- Golf Balls

What should the Learner do next?

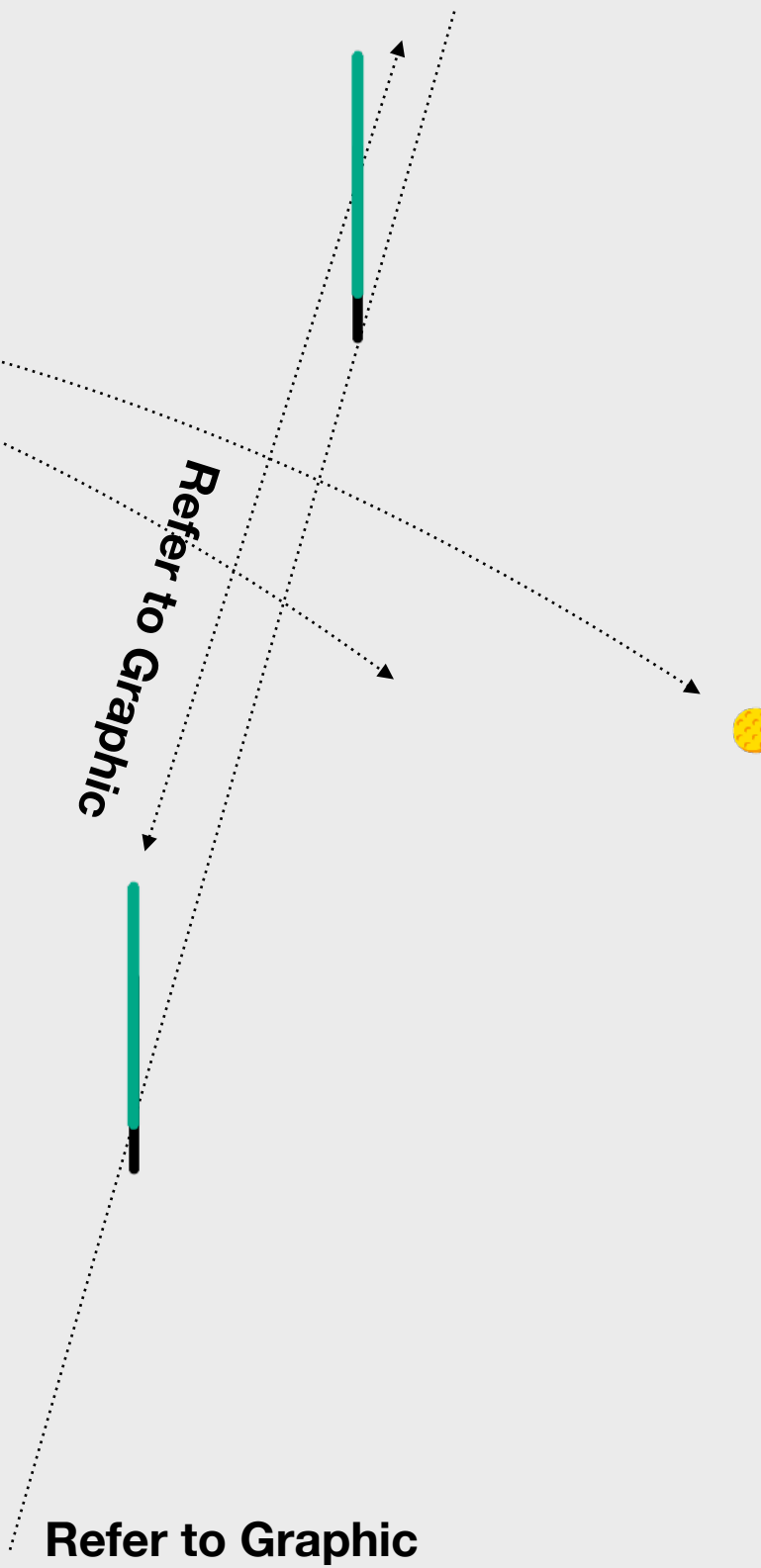
After attempting the challenge, the learner should:

- Log in to the GLF. Connect App
- If they complete the challenge, mark it as

Fairway Woods

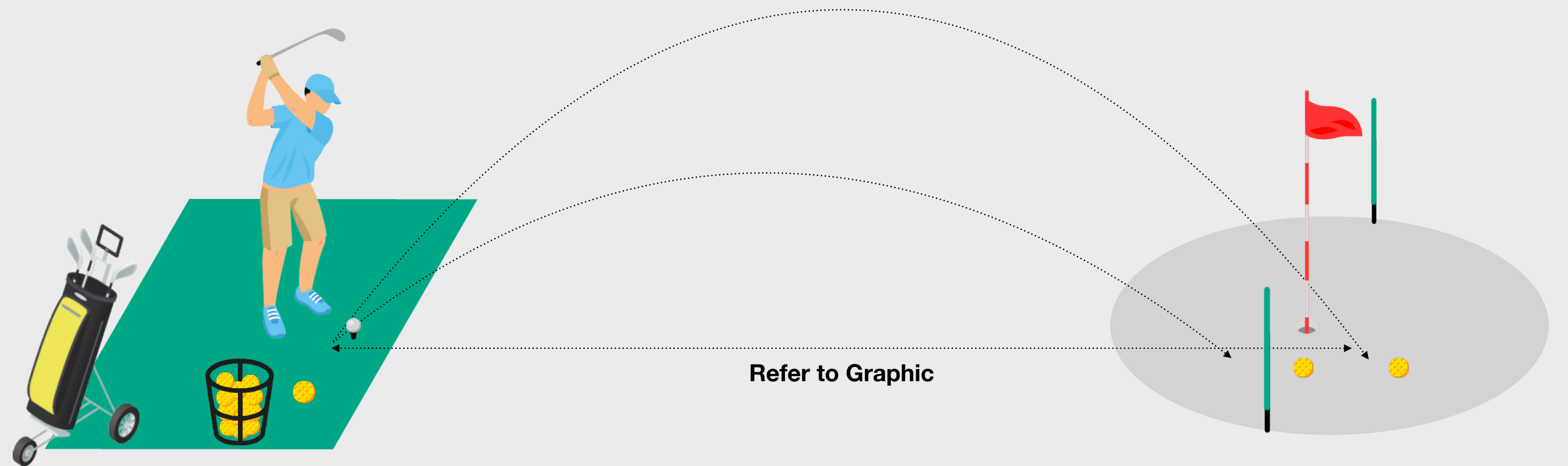


2 out of 5



Iron Challenge

	Yardages	Target Gate
Iron Distances <i>(Where the ball comes to rest)</i>	75	15 yard wide target green
	100	20 yard wide target green
	125	25 yard wide target green
	150	30 yard wide target green



2 out of 5



The Challenge

To complete the Level 3 Challenge the learner needs to demonstrate the ability to hit 2 out of 5 shots to come to rest on the target green at the learners approximate 7-iron total distance (Minimum of 75 yards).

Equipment You Need


- The equipment you will need for this challenge:
- Alignment Sticks to mark the target gates for the green width
 - Foam noodles to make the gate more visible
 - Colored cones to mark the green perimeter
 - Golf Balls

What should the Learner do next?

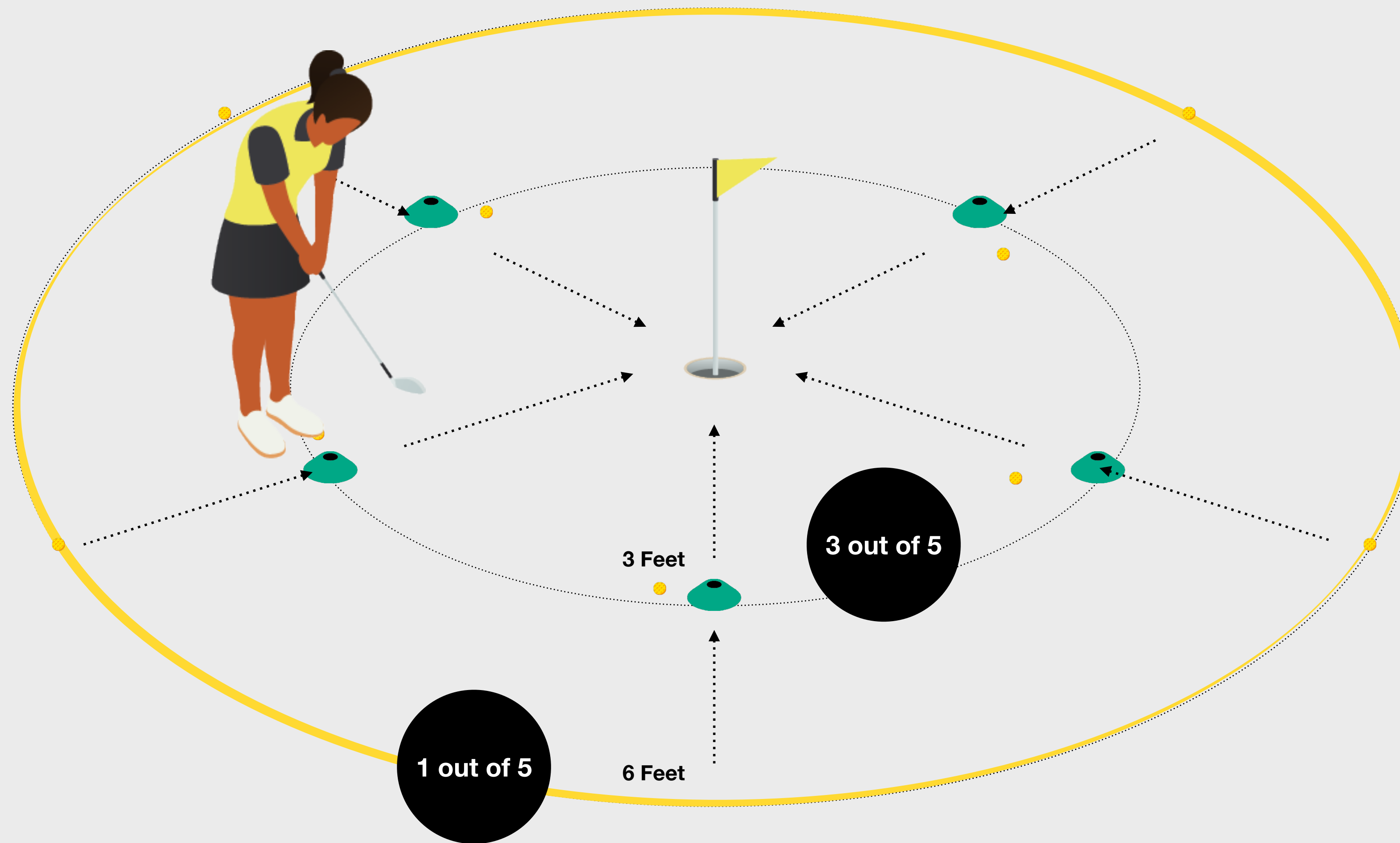
After attempting the challenge, the learner should:

- Log in to the GLF. Connect App
- If they complete the challenge, mark it as complete in the Challenge Section

Irons



Short Putts Challenge



The Challenge

To complete the Level 3 Challenge the learner needs to hole 3 out of 5 putts from a distance of 3 feet and and 1 out of 5 putts from 6 feet from 5 different positions around the hole.

Equipment you Need

The equipment you will need for this challenge:

- Colored cones to mark the five starting positions
- Golf Balls

What should the Learner do next?

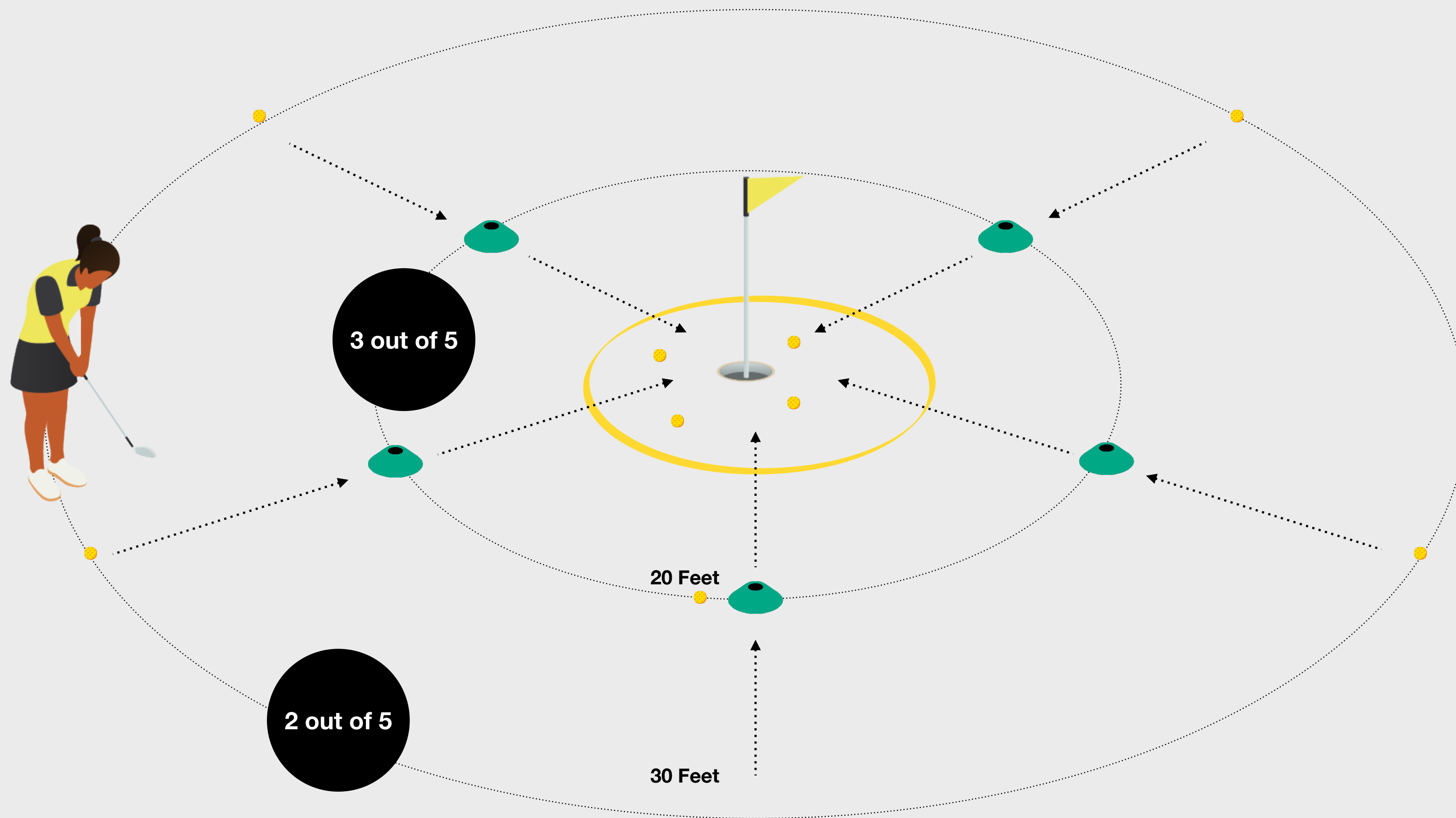
After attempting the challenge, the learner should:

- Log in to the GLF. Connect App
- If they complete the challenge, mark it as complete in the Challenge Section

Short Putts



Long Putts Challenge



The Challenge

To complete the Level 3 Challenge the learner needs to putt 3 out of 5 putts from 20 feet and 1 out of 5 from 30 feet within a 6-foot diameter circle from 5 positions around the hole.

Equipment you Need

The equipment you will need for this challenge:

- Colored cones to mark the starting positions around the hole
- 6-foot target circle from your equipment bag
- Golf Balls

What should the Learner do next?

After attempting the challenge, the learner should:

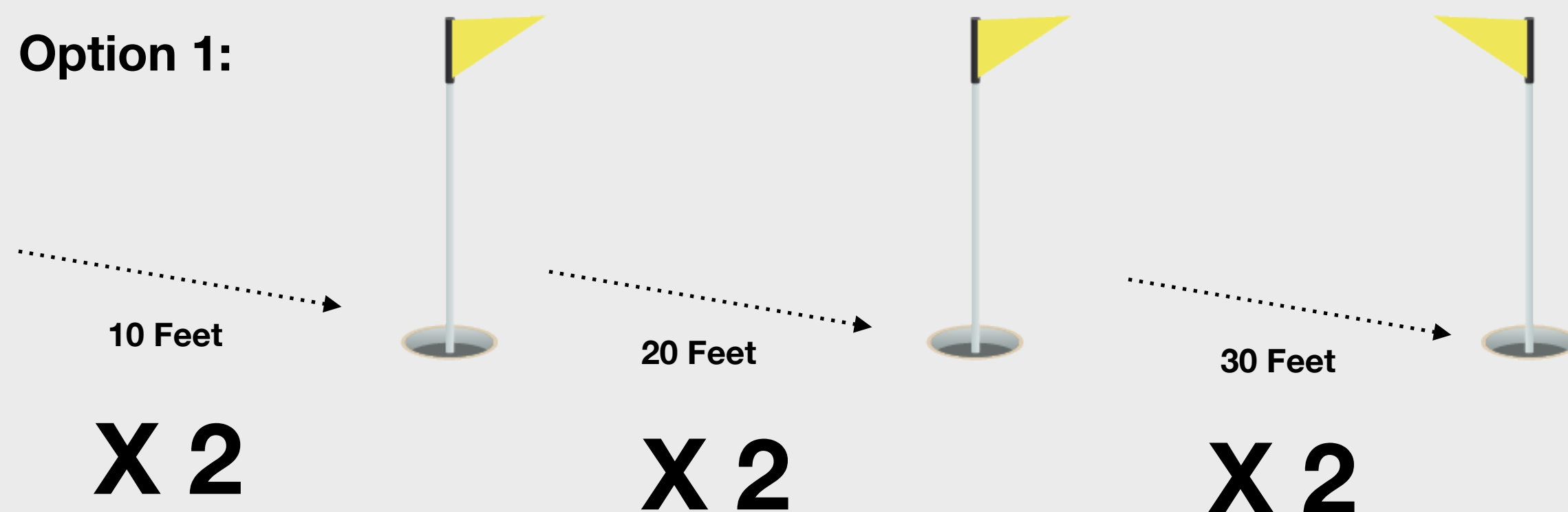
- Log in to the GLF. Connect App
- If they complete the challenge, mark it as complete in the Challenge Section

Long Putts




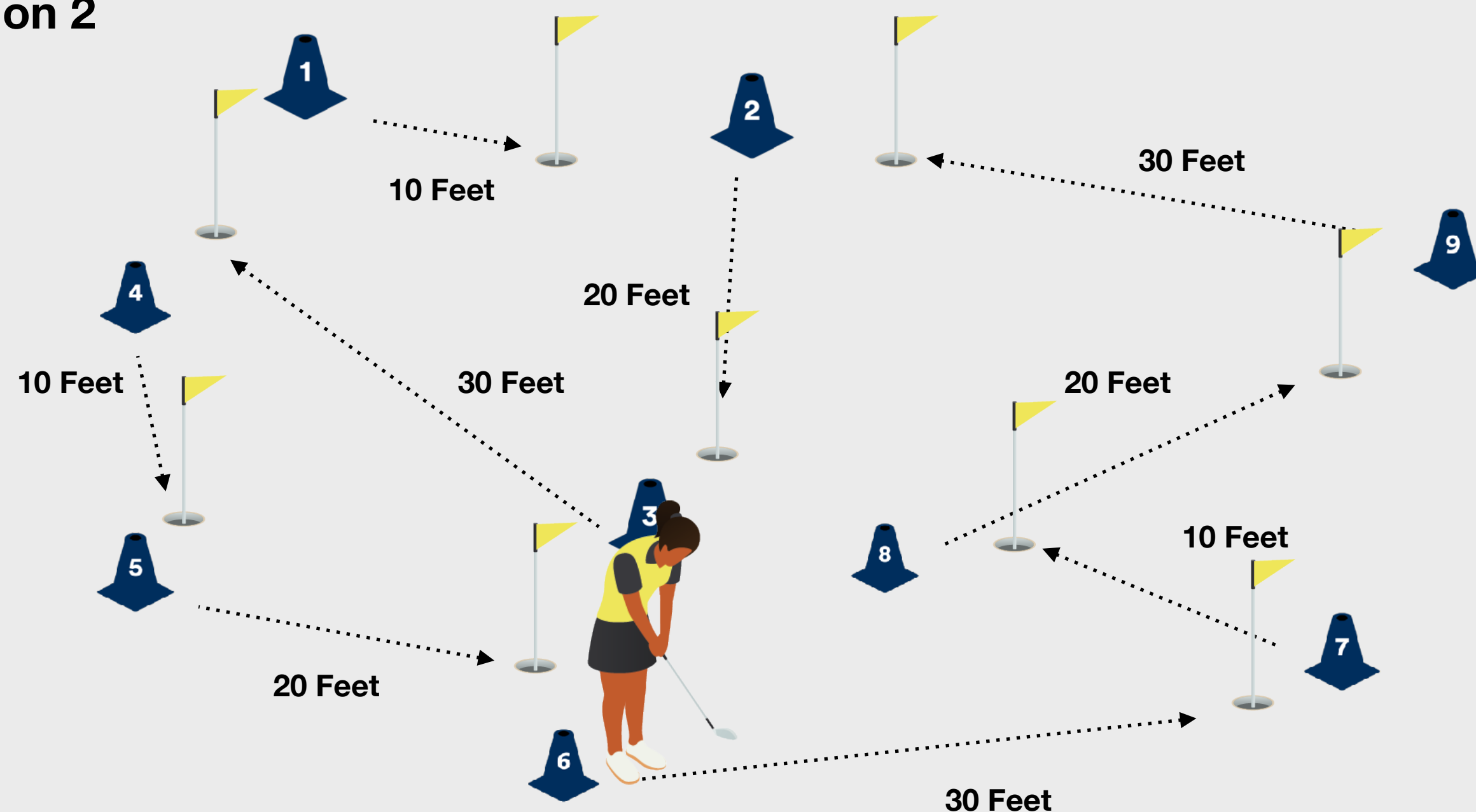
Scoring Challenge

Option 1:



24 putts or fewer

Option 2



The Challenge

To complete the Level 3 Challenge the learner needs score 24 putts or less over 9 holes. 3 putts should be attempted from a starting position 10 feet, 3 putts from 20 feet and 3 putts from 30 feet from the hole.

Equipment you Need

- The equipment you will need for this challenge:
- Numbered cones from your equipment bag to mark the starting positions.
 - Golf Balls
 - Scorecard and pencil

What should the Learner do next?

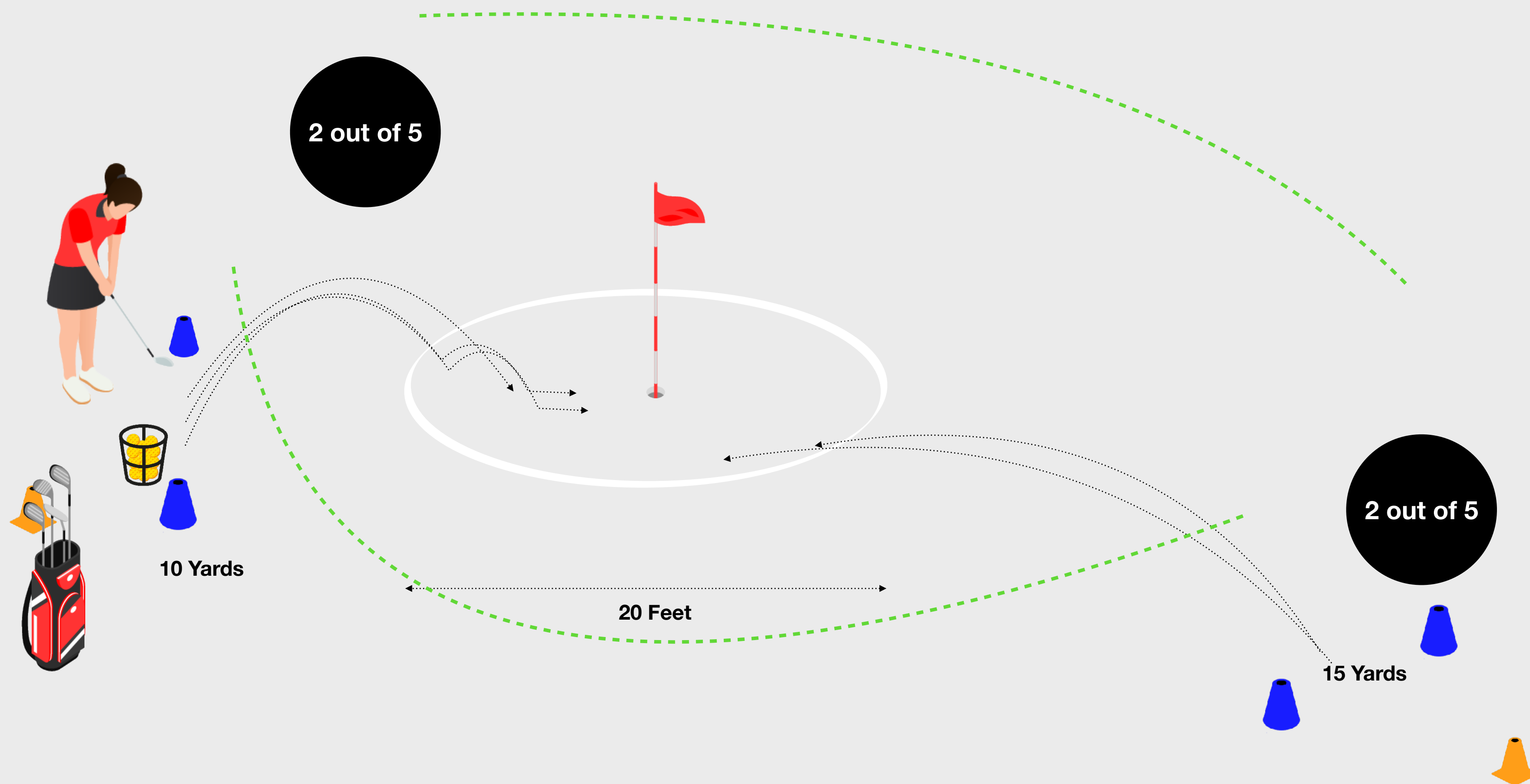
After attempting the challenge, the learner should:

- Log in to the GLF. Connect App
- If they complete the challenge, mark it as complete in the Challenge Section

Scoring



Chipping Challenge



The Challenge

To complete the Level 3 Challenge the learner needs to Chip 2 out of 5 shots from a starting position 10 yards from the hole and 2 out of 5 shots from a starting position 15 yards from the hole to finish within a 20-foot diameter target circle.

Equipment you Need

The equipment you will need for this challenge:

- Cones to mark the starting positions
- Cones or tee pegs to mark the target circle
- Golf Balls

What should the Learner do next?

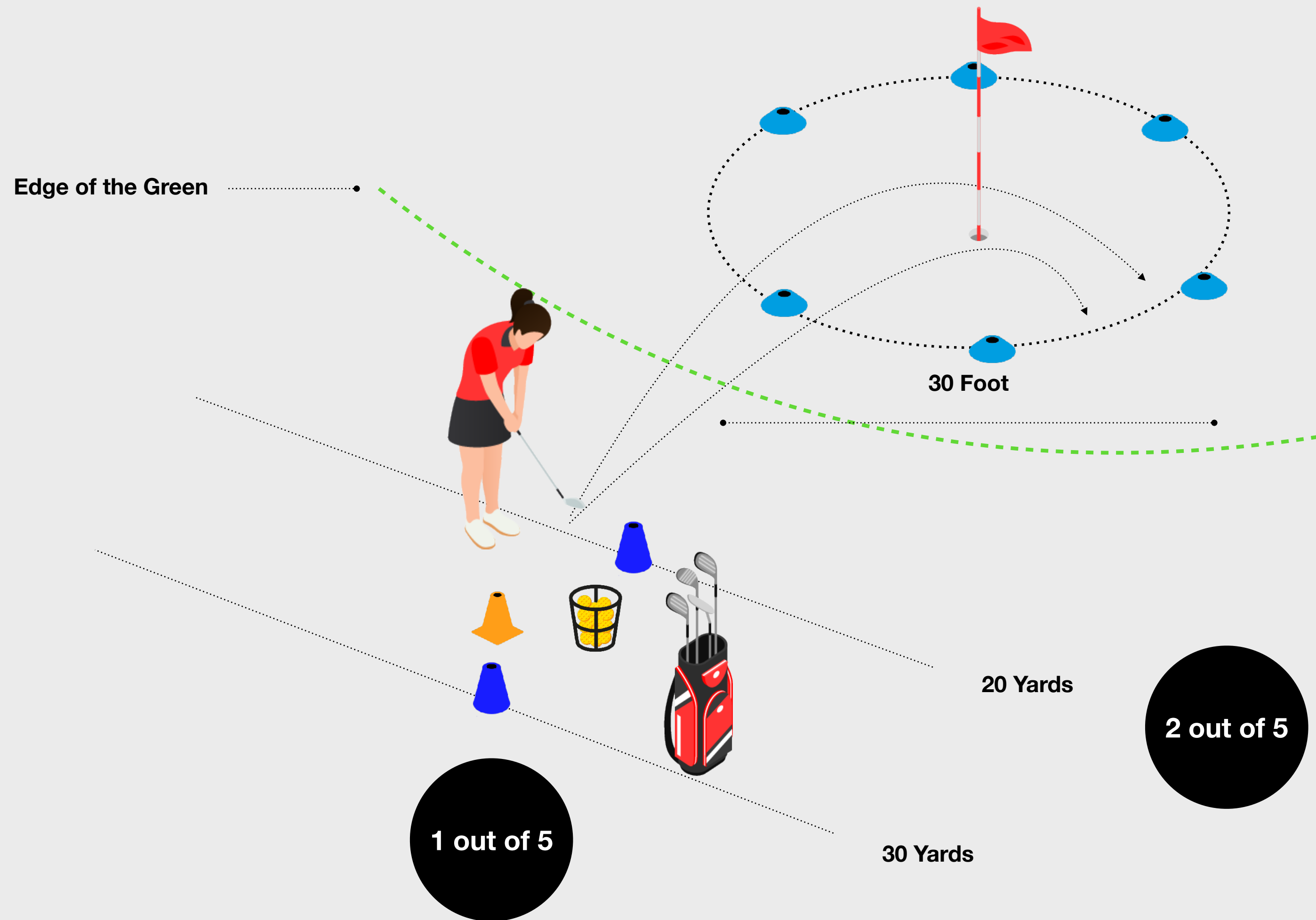
After attempting the challenge, the learner should:

- Log in to the GLF. Connect App
- If they complete the challenge, mark it as complete in the Challenge Section

Chipping



Pitching Challenge



The Challenge

To complete the Level 3 Challenge the learner needs to hit 2/ 5 from 20 yards and 1/ 5 from 30 yards within a 30-foot diameter circle and the remaining shots must finish on the green.

Equipment you Need

The equipment you will need for this challenge:

- Cones to mark the starting positions
- Cones to mark the perimeter of the 10-yard target circle
- Golf Balls

What should the Learner do next?


After attempting the challenge, the learner should:

- Log in to the GLF. Connect App
- If they complete the challenge, mark it as complete in the Challenge Section

Pitching



Bunker Play Challenge



The Challenge

To complete the Level 3 Challenge the learner needs to hit 2 / 5 shots anywhere on the green but must demonstrate control. 4 out of the 5 shots must finish out of the bunker.

Equipment you Need

The equipment you will need for this challenge:

- Cones to mark the starting positions
- Cones to mark the perimeter of the 10-yard target circle
- Golf Balls

What should the Learner do next?

After attempting the challenge, the learner should:

- Log in to the GLF. Connect App
- If they complete the challenge, mark it as complete in the Challenge Section
-

Bunker Play

