

Level 3



Driver Challenge

	Yardages	Target Gate
Driver Distances <i>(Where the ball comes to rest)</i>	125	25 yard wide target gate
	150	30 yard wide target gate
	175	35 yard wide target gate
	200	40 yard wide target gate



The Challenge

To complete the Level 3 Challenge the learner needs to demonstrate the ability to hit 2 out of 5 shots to travel through and come to rest between the target gate at the learners approximate driver total distance (Minimum of 125 yards)

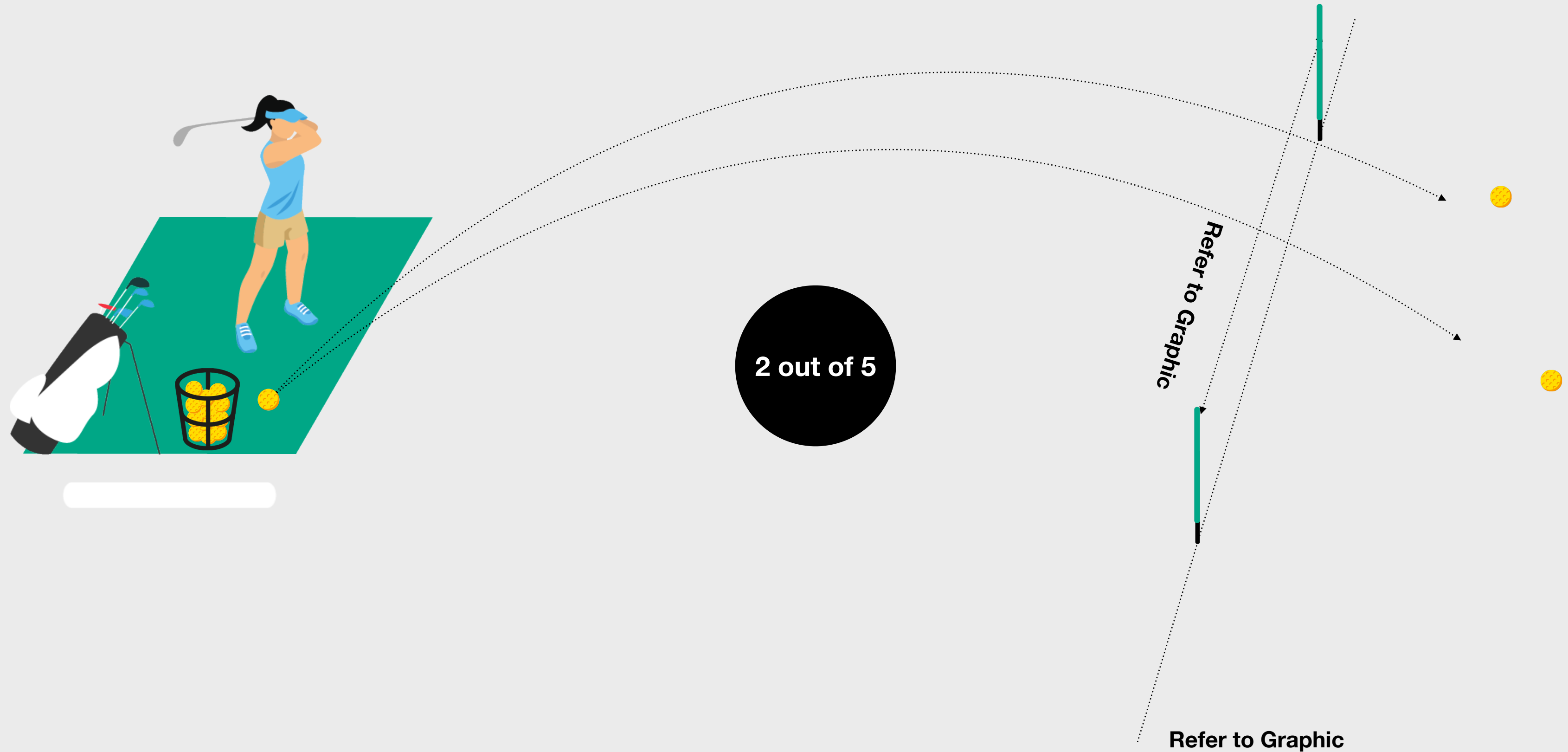
Equipment you Need

- The equipment you will need for this challenge:
- Alignment Sticks to mark the target gates
 - Foam noodles to make the gate more visible
 - Golf Balls

What should the Learner do next?

After attempting the challenge, the learner should:

- Log in to the GLF. Connect App
- If they complete the challenge, mark it as complete in the Challenge Section



Driver



Hybrid/Fairway Wood Challenge

	Yardages	Target Gate
Hybrid/Fairway Wood Distances <i>(Where the ball comes to rest)</i>	100	20 yard wide target gate
	125	25 yard wide target gate
	150	30 yard wide target gate
	175	35 yard wide target gate



The Challenge

To complete the Level 3 Challenge the learner needs to demonstrate the ability to hit 2 out of 5 shots to travel through and come to rest between the target gate at the learners approximate fairway wood total distance (minimum of 100 Yards)

Equipment You Need


- The equipment you will need for this challenge:
- Alignment Sticks to mark the target gates
 - Foam noodles to make the gate more visible
 - Golf Balls

What should the Learner do next?

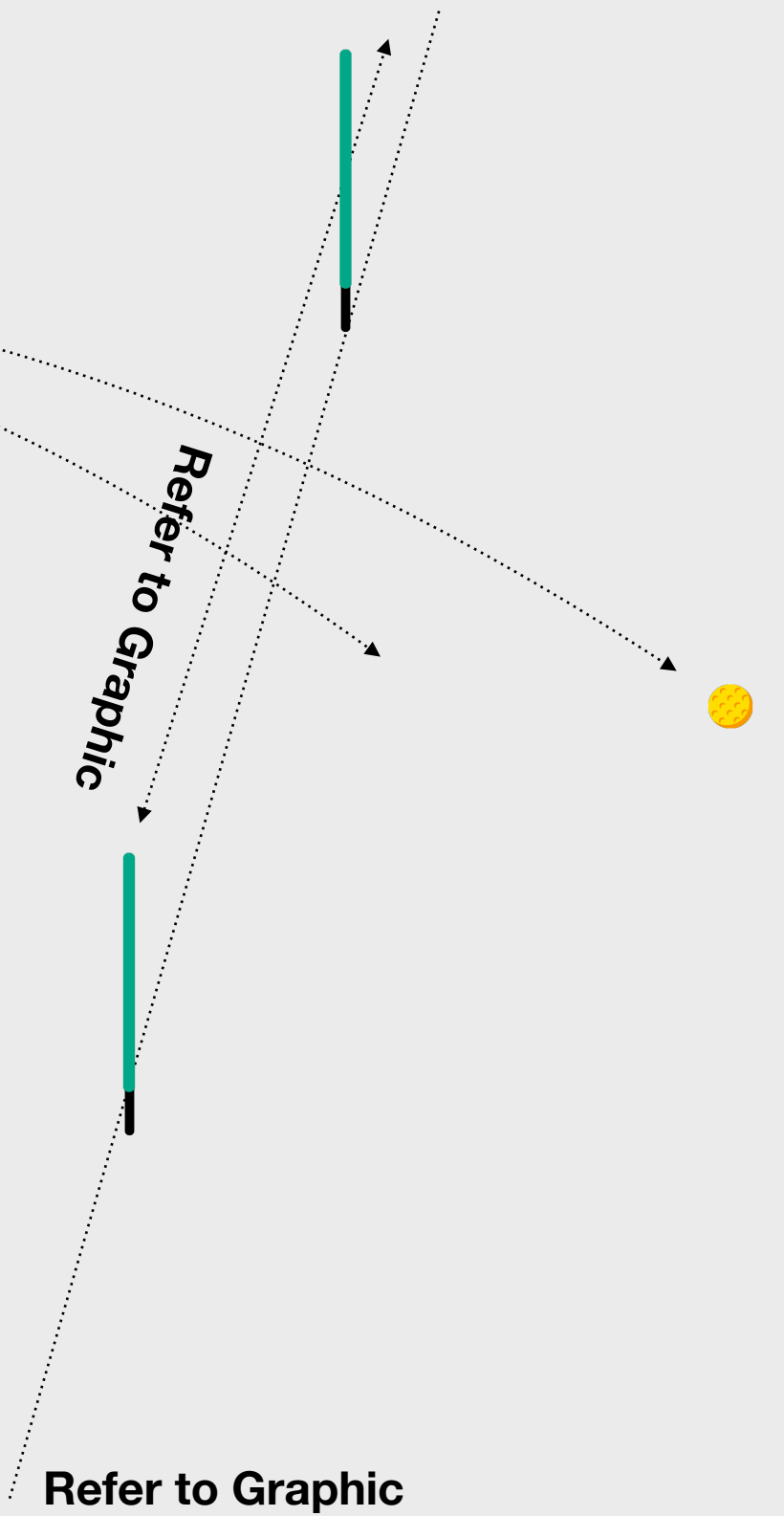
After attempting the challenge, the learner should:

- Log in to the GLF. Connect App
- If they complete the challenge, mark it as

Fairway Woods

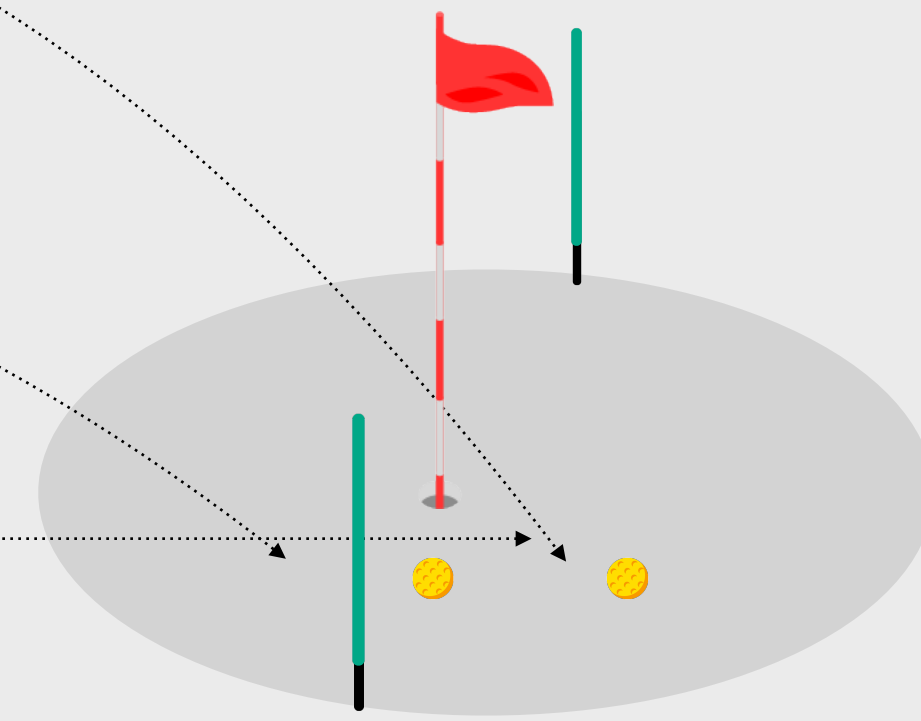


2 out of 5



Iron Challenge

	Yardages	Target Gate
Iron Distances <i>(Where the ball comes to rest)</i>	75	15 yard wide target green
	100	20 yard wide target green
	125	25 yard wide target green
	150	30 yard wide target green



Refer to Graphic

Refer to Graphic

2 out of 5



The Challenge

To complete the Level 3 Challenge the learner needs to demonstrate the ability to hit 2 out of 5 shots to come to rest on the target green at the learners approximate 7-iron total distance (Minimum of 75 yards).

Equipment You Need

- The equipment you will need for this challenge:
- Alignment Sticks to mark the target gates for the green width
 - Foam noodles to make the gate more visible
 - Colored cones to mark the green perimeter
 - Golf Balls

What should the Learner do next?

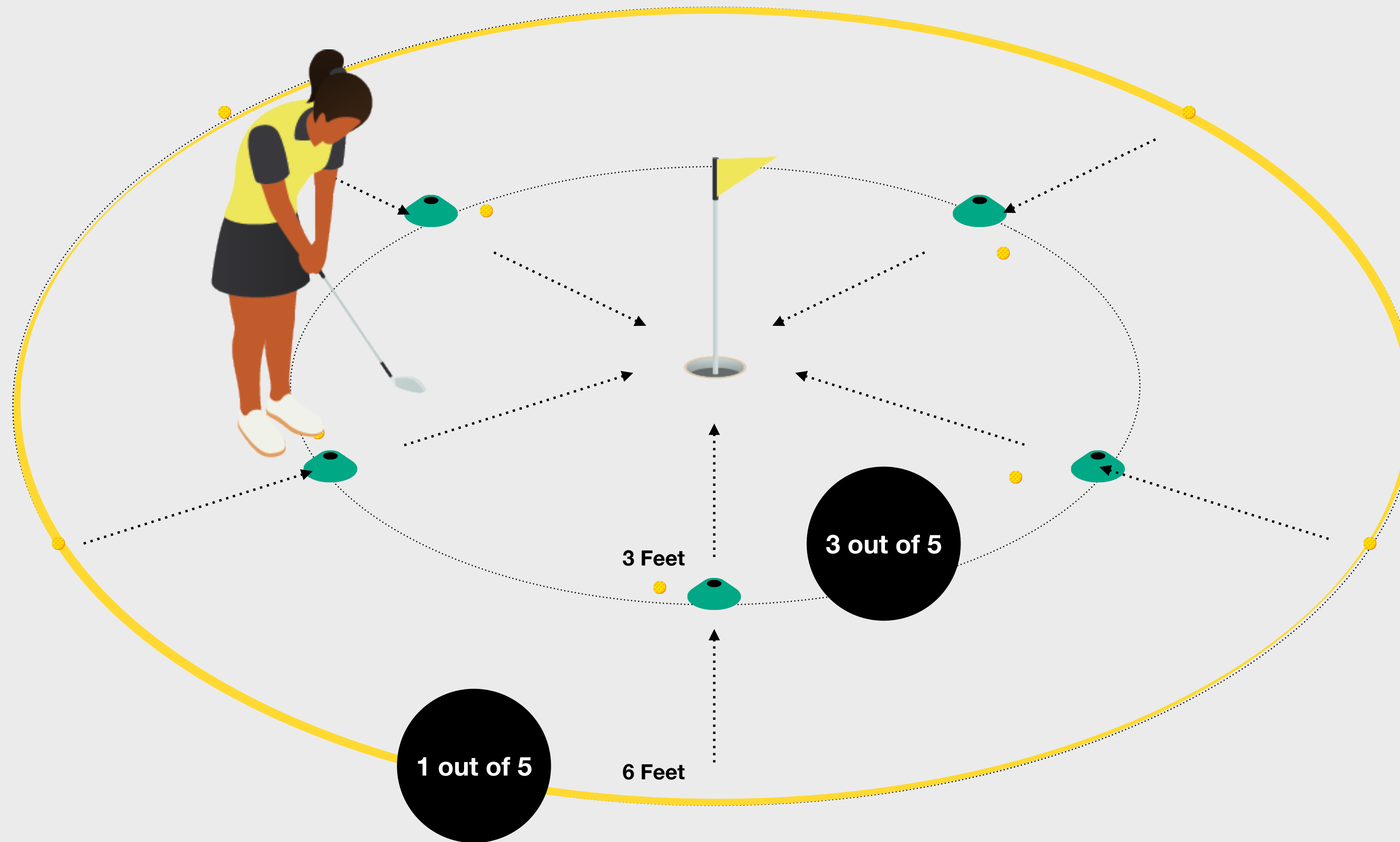
After attempting the challenge, the learner should:

- Log in to the GLF. Connect App
- If they complete the challenge, mark it as complete in the Challenge Section

Irons



Short Putts Challenge



The Challenge

To complete the Level 3 Challenge the learner needs to hole 3 out of 5 putts from a distance of 3 feet and and 1 out of 5 putts from 6 feet from 5 different positions around the hole.

Equipment you Need

The equipment you will need for this challenge:

- Colored cones to mark the five starting positions
- Golf Balls

What should the Learner do next?

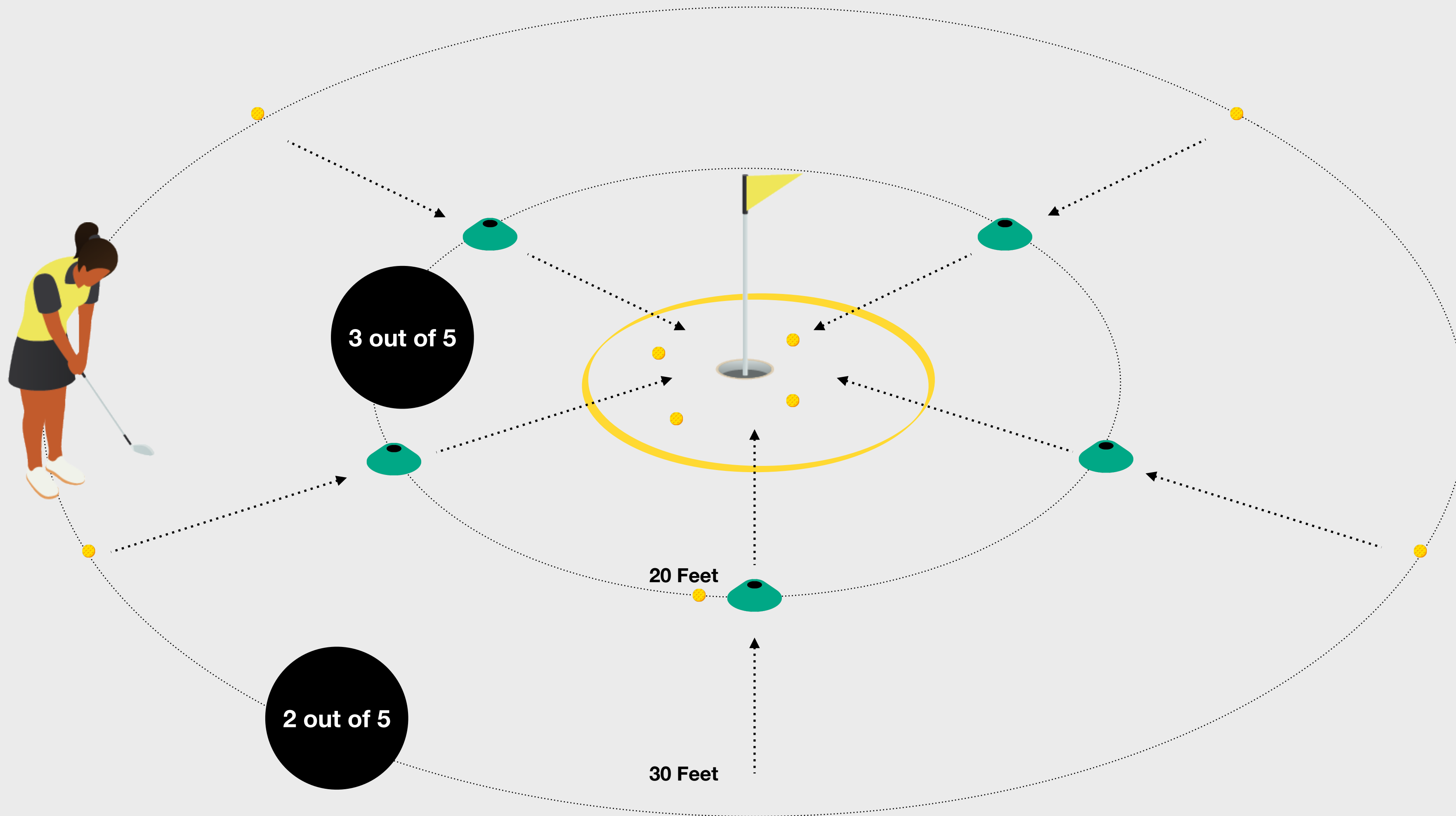
After attempting the challenge, the learner should:

- Log in to the GLF. Connect App
- If they complete the challenge, mark it as complete in the Challenge Section

Short Putts



Long Putts Challenge



The Challenge

To complete the Level 3 Challenge the learner needs to putt 3 out of 5 putts from 20 feet and 1 out of 5 from 30 feet within a 6-foot diameter circle from 5 positions around the hole.

Equipment you Need

The equipment you will need for this challenge:

- Colored cones to mark the starting positions around the hole
- 6-foot target circle from your equipment bag
- Golf Balls

What should the Learner do next?

After attempting the challenge, the learner should:

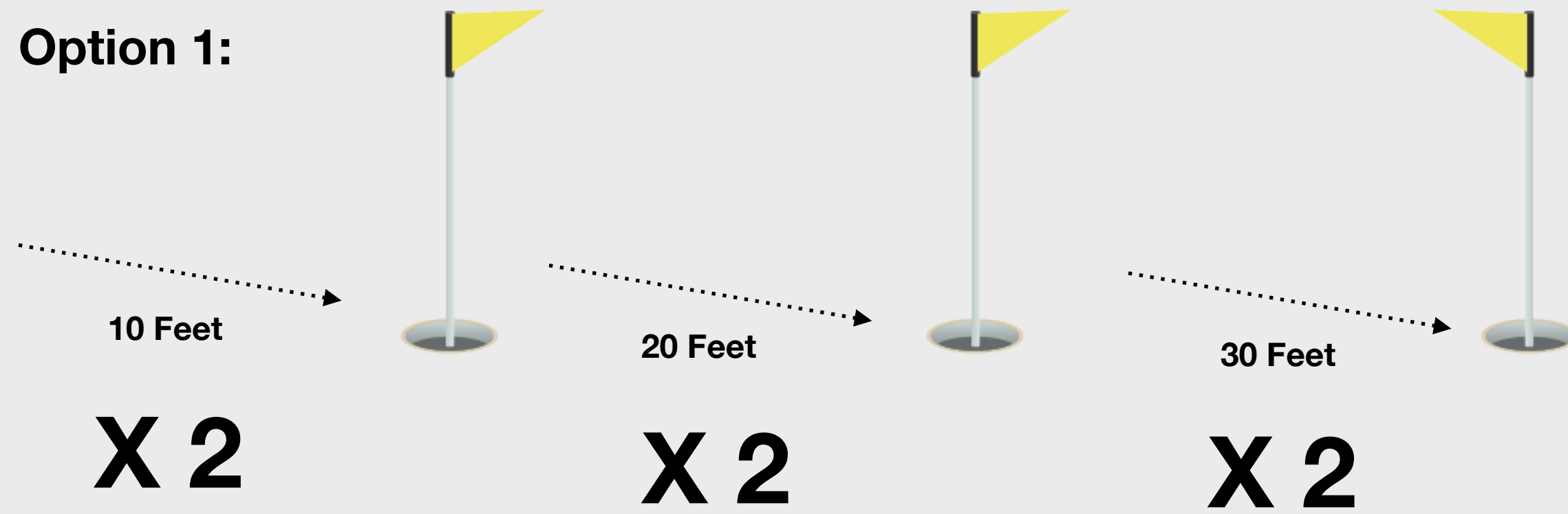
- Log in to the GLF. Connect App
- If they complete the challenge, mark it as complete in the Challenge Section

Long Putts



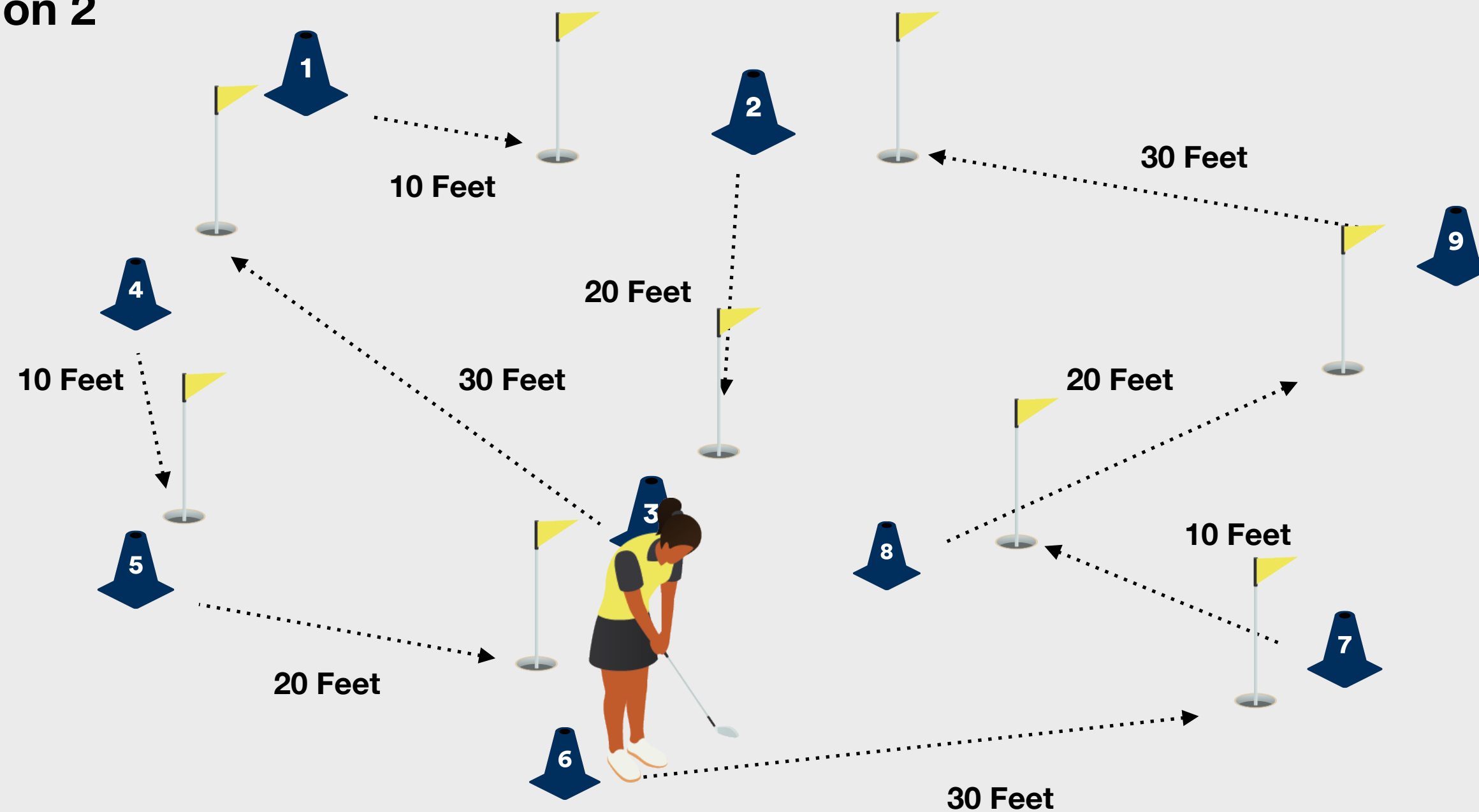
Scoring Challenge

Option 1:



24 putts or fewer

Option 2



The Challenge

To complete the Level 3 Challenge the learner needs score 24 putts or less over 9 holes. 3 putts should be attempted from a starting position 10 feet, 3 putts from 20 feet and 3 putts from 30 feet from the hole.

Equipment you Need

- The equipment you will need for this challenge:
- Numbered cones from your equipment bag to mark the starting positions.
 - Golf Balls
 - Scorecard and pencil

What should the Learner do next?

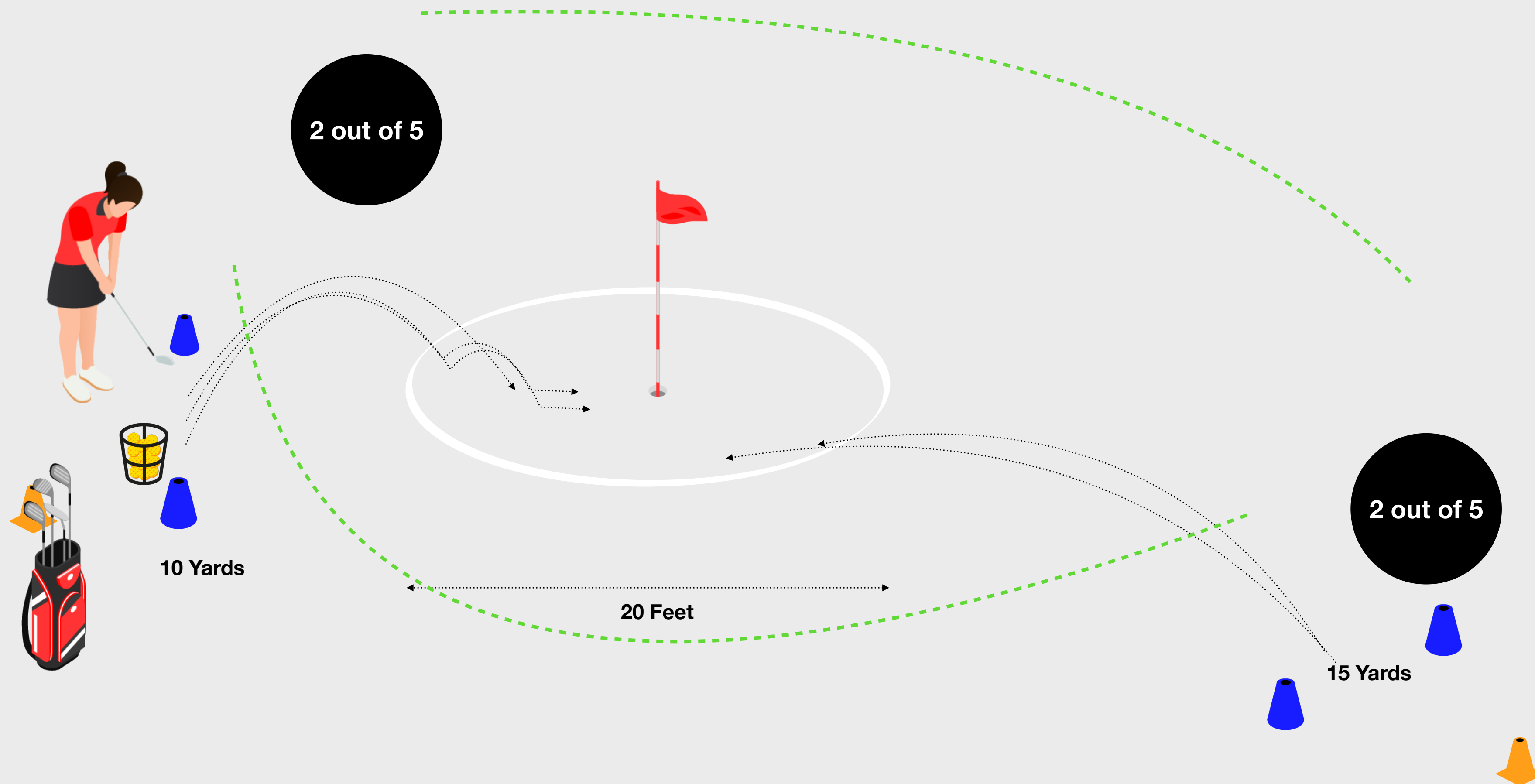
- After attempting the challenge, the learner should:
- Log in to the GLF. Connect App
 - If they complete the challenge, mark it as complete in the Challenge Section

Scoring

Three circular progress indicators: the first two are grey, and the third is black with the number '3' inside.



Chipping Challenge



The Challenge

To complete the Level 3 Challenge the learner needs to Chip 2 out of 5 shots from a starting position 10 yards from the hole and 2 out of 5 shots from a starting position 15 yards from the hole to finish within a 20-foot diameter target circle.

Equipment you Need

The equipment you will need for this challenge:

- Cones to mark the starting positions
- Cones or tee pegs to mark the target circle
- Golf Balls

What should the Learner do next?

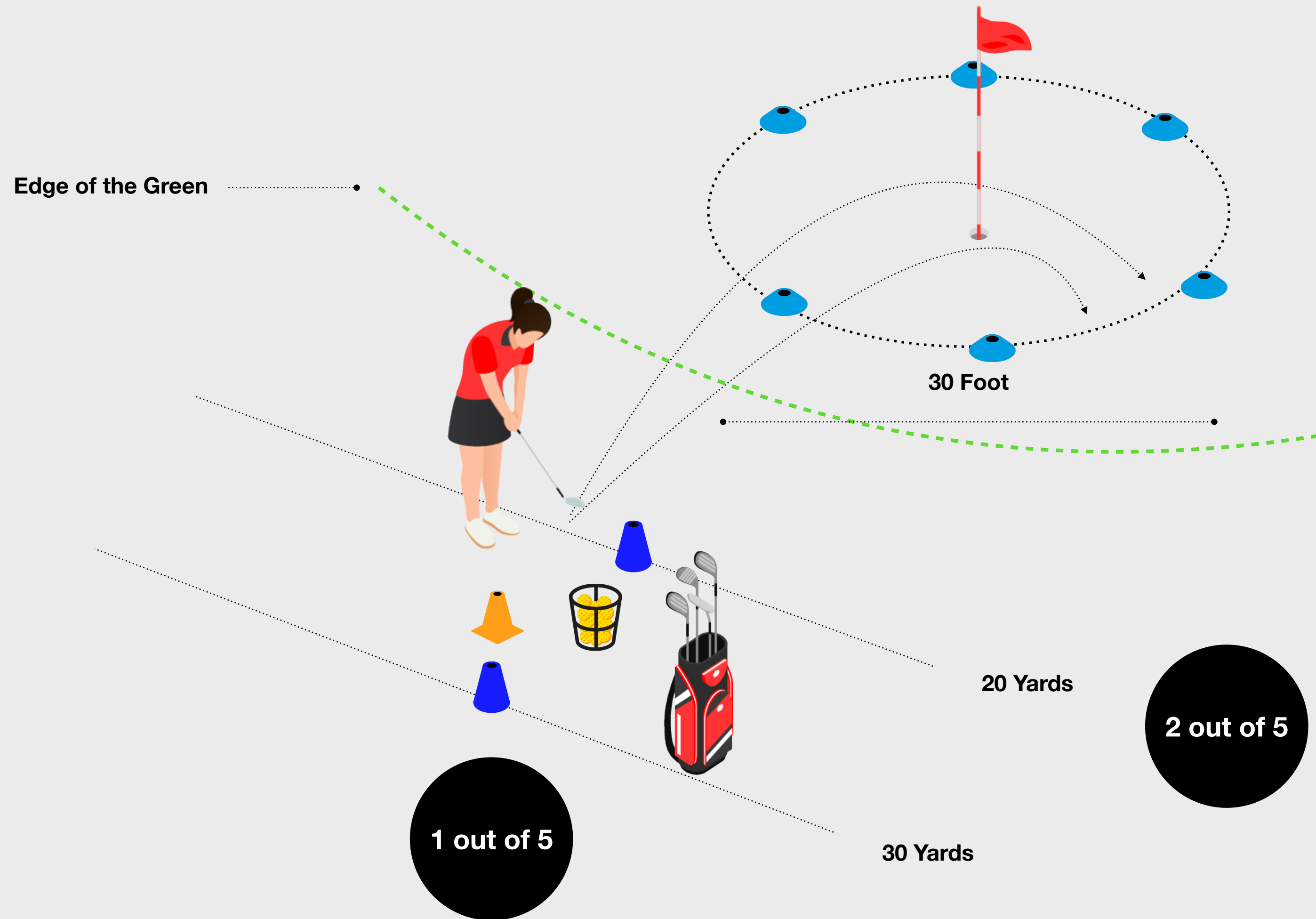
After attempting the challenge, the learner should:

- Log in to the GLF. Connect App
- If they complete the challenge, mark it as complete in the Challenge Section

Chipping



Pitching Challenge



The Challenge

To complete the Level 3 Challenge the learner needs to hit 2/ 5 from 20 yards and 1/ 5 from 30 yards within a 30-foot diameter circle and the remaining shots must finish on the green.

Equipment you Need

The equipment you will need for this challenge:

- Cones to mark the starting positions
- Cones to mark the perimeter of the 10-yard target circle
- Golf Balls

What should the Learner do next?

After attempting the challenge, the learner should:

- Log in to the GLF. Connect App
- If they complete the challenge, mark it as complete in the Challenge Section

Pitching



Bunker Play Challenge



The Challenge

To complete the Level 3 Challenge the learner needs to hit 2 / 5 shots anywhere on the green but must demonstrate control. 4 out of the 5 shots must finish out of the bunker.

Equipment you Need

The equipment you will need for this challenge:

- Cones to mark the starting positions
- Cones to mark the perimeter of the 10-yard target circle
- Golf Balls

What should the Learner do next?

After attempting the challenge, the learner should:

- Log in to the GLF. Connect App
- If they complete the challenge, mark it as complete in the Challenge Section
-

Bunker Play

