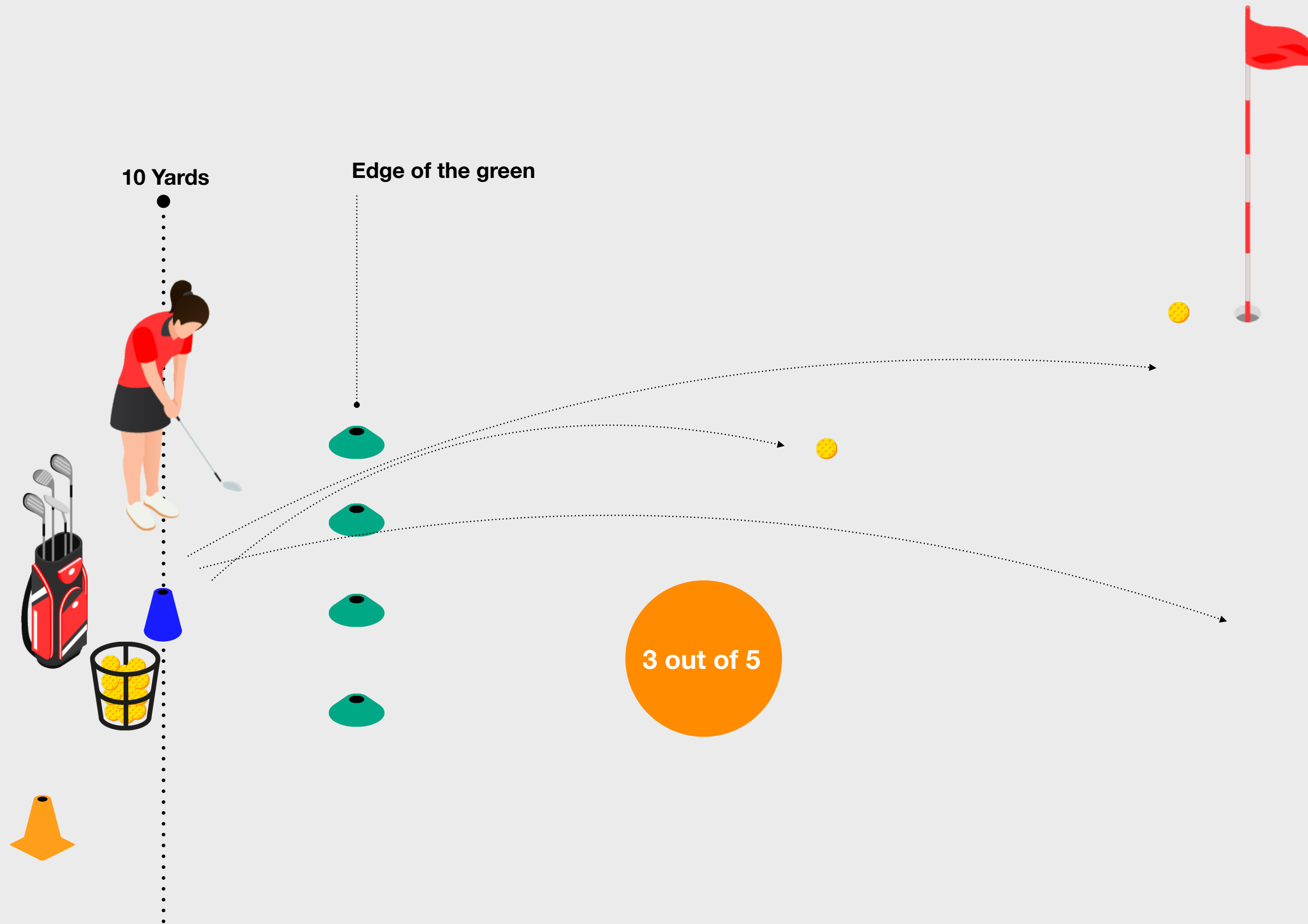


Around the Green Challenges



Chipping Challenge



The Challenge

To complete the Level 1 Challenge the learner needs to chip 3 out of 5 shots to finish anywhere onto the green from a distance of 10 yards from the hole and maximum of 5 yards from the edge of the green.

Equipment you Need

The equipment you will need for this challenge:

- Cones to mark the starting position
- Golf Balls

What should the Learner do next?

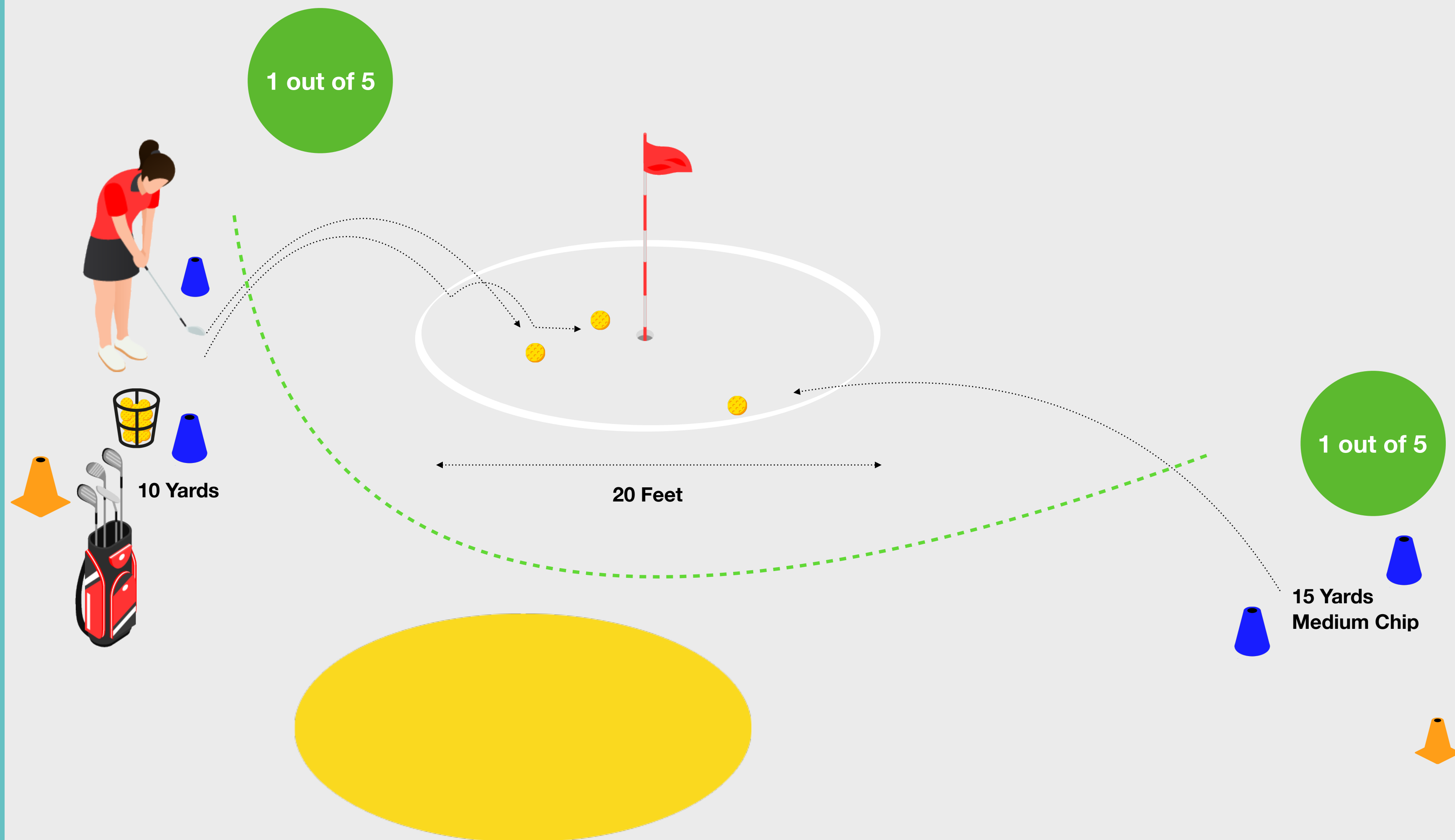
After attempting the challenge, the learner should:

- Log in to the GLF. Connect App
- If they complete the challenge, mark it as complete in the Challenge Section

Chipping



Chipping Challenge



The Challenge

To complete the Level 2 Challenge the learner needs to chip 1/5 shots from 10 yards and 1/5 shots from 15 yards to finish within a 20-foot diameter target circle.

Equipment you Need

The equipment you will need for this challenge:

- Cones to mark the starting positions
- Cones or tee pegs to mark the target circle
- Golf Balls

What should the Learner do next?

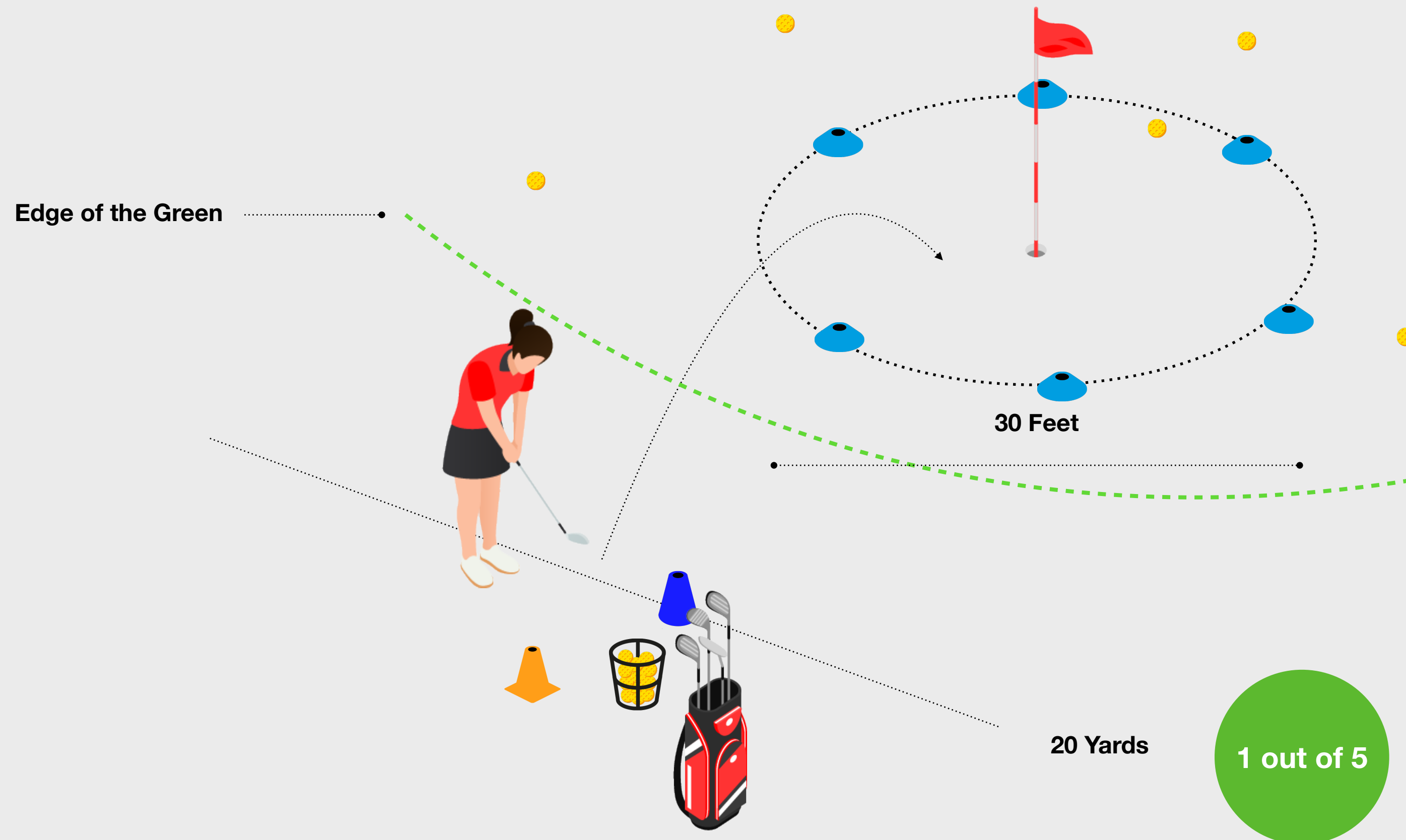
After attempting the challenge, the learner should:

- Log in to the GLF. Connect App
- If they complete the challenge, mark it as complete in the Challenge Section

Chipping



Pitching Challenge



The Challenge

To complete the Level 2 Challenge the learner needs to hit 1/ 5 shots from 20 yards within a 30-foot diameter circle from a minimum of 10 yards from the edge of the green.

Equipment you Need

The equipment you will need for this challenge:

- Cones to mark the starting positions
- Cones to mark the perimeter of the 10-yard target circle
- Golf Balls

What should the Learner do next?

After attempting the challenge, the learner should:

- Log in to the GLF. Connect App
- If they complete the challenge, mark it as complete in the Challenge Section

Pitching



Bunker Play Challenge



The Challenge

To complete the Level 2 Challenge the learner needs to hit 1 out of 5 shots to finish anywhere on the green but the learner must demonstrate control. Contact must be made with the remaining shots.

Equipment you Need

The equipment you will need for this challenge:

- Cones to mark the starting positions
- Golf Balls

What should the Learner do next?

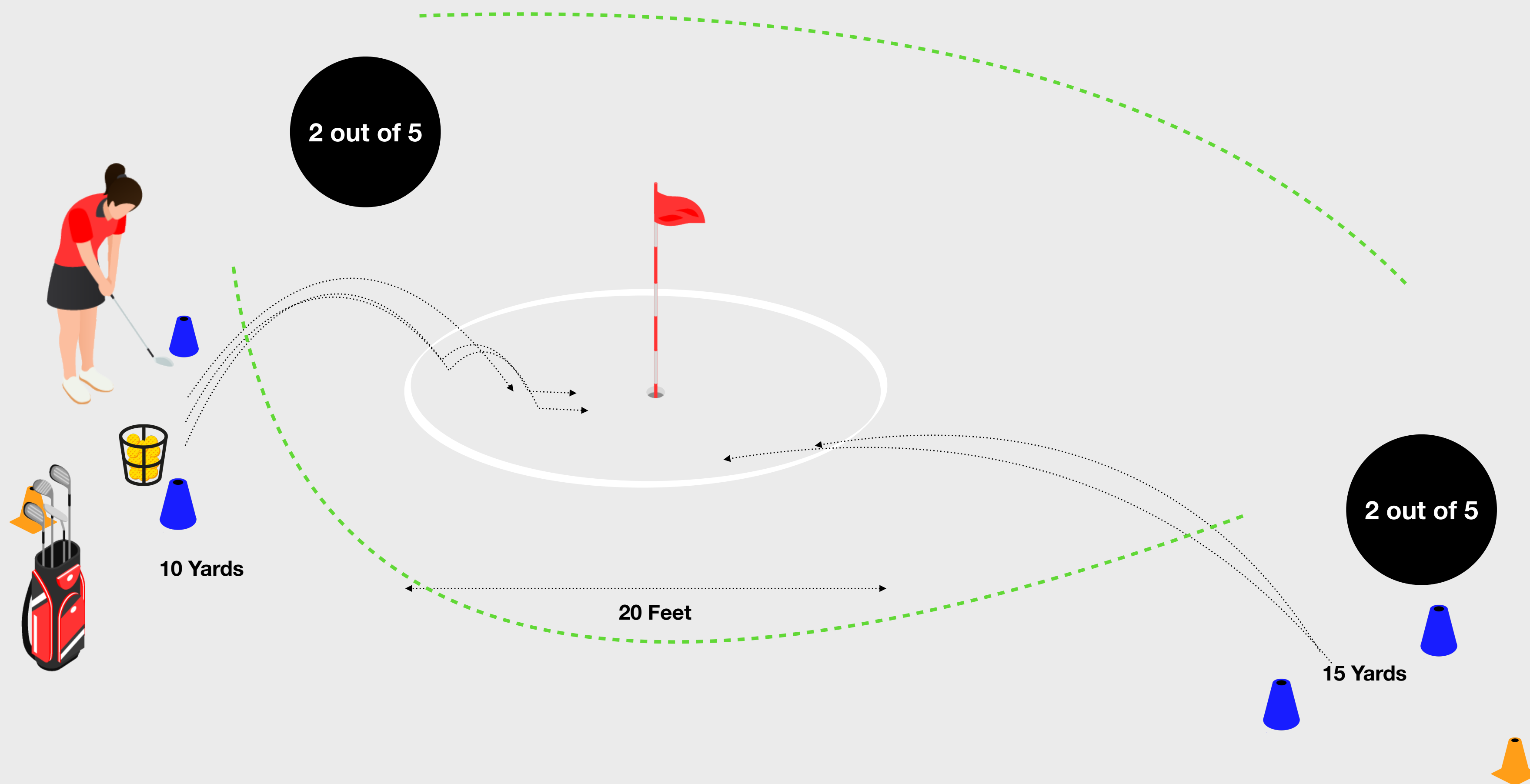
After attempting the challenge, the learner should:

- Log in to the GLF. Connect App
- If they complete the challenge, mark it as complete in the Challenge Section

Bunker Play



Chipping Challenge



The Challenge

To complete the Level 3 Challenge the learner needs to Chip 2 out of 5 shots from a starting position 10 yards from the hole and 2 out of 5 shots from a starting position 15 yards from the hole to finish within a 20-foot diameter target circle.

Equipment you Need

The equipment you will need for this challenge:

- Cones to mark the starting positions
- Cones or tee pegs to mark the target circle
- Golf Balls

What should the Learner do next?

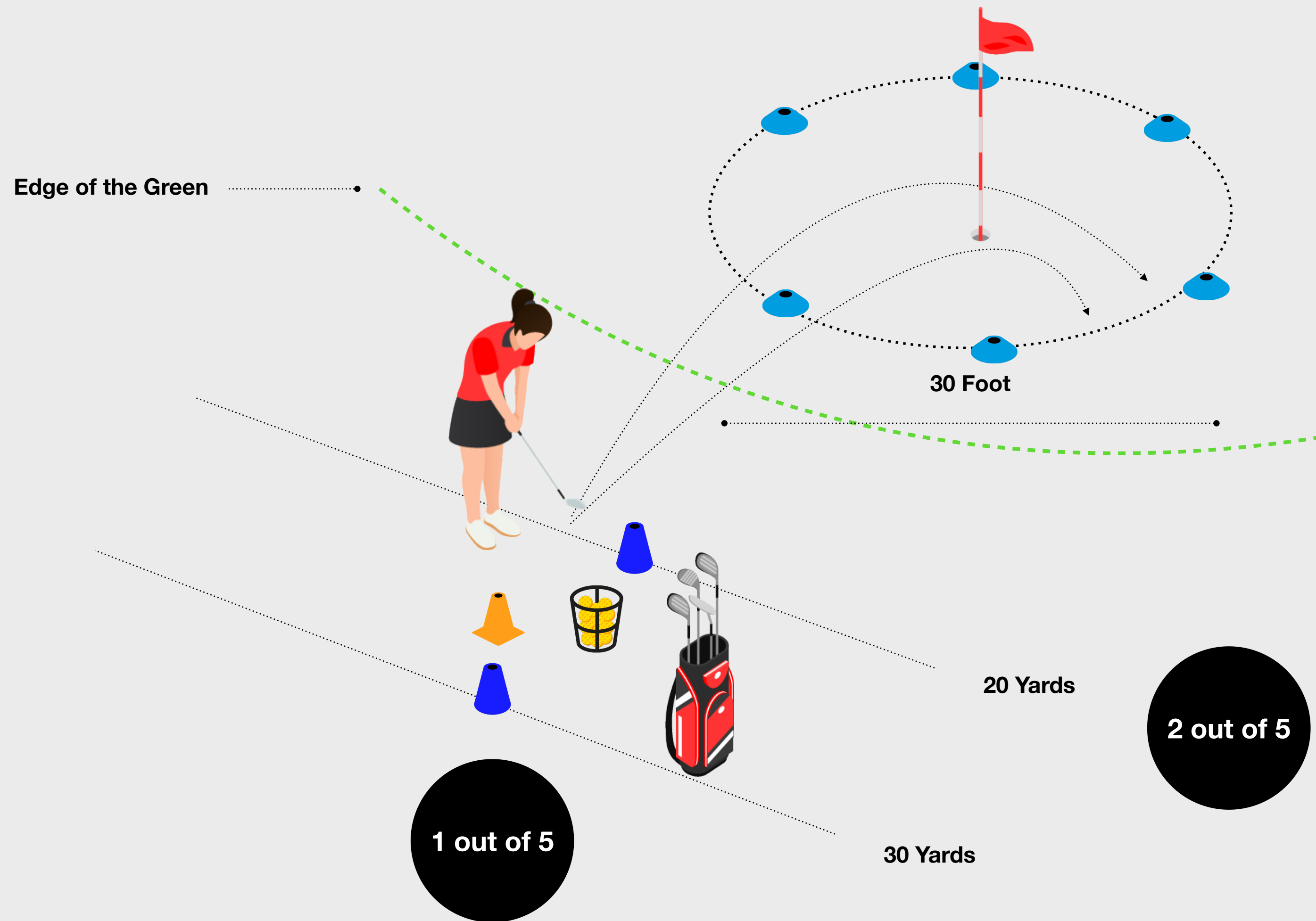
After attempting the challenge, the learner should:

- Log in to the GLF. Connect App
- If they complete the challenge, mark it as complete in the Challenge Section

Chipping



Pitching Challenge



The Challenge

To complete the Level 3 Challenge the learner needs to hit 2/ 5 from 20 yards and 1/ 5 from 30 yards within a 30-foot diameter circle and the remaining shots must finish on the green.

Equipment you Need

The equipment you will need for this challenge:

- Cones to mark the starting positions
- Cones to mark the perimeter of the 10-yard target circle
- Golf Balls

What should the Learner do next?

After attempting the challenge, the learner should:

- Log in to the GLF. Connect App
- If they complete the challenge, mark it as complete in the Challenge Section

Pitching



Bunker Play Challenge



The Challenge

To complete the Level 3 Challenge the learner needs to hit 2 / 5 shots anywhere on the green but must demonstrate control. 4 out of the 5 shots must finish out of the bunker.

Equipment you Need

The equipment you will need for this challenge:

- Cones to mark the starting positions
- Cones to mark the perimeter of the 10-yard target circle
- Golf Balls

What should the Learner do next?

After attempting the challenge, the learner should:

- Log in to the GLF. Connect App
- If they complete the challenge, mark it as complete in the Challenge Section
-

Bunker Play

