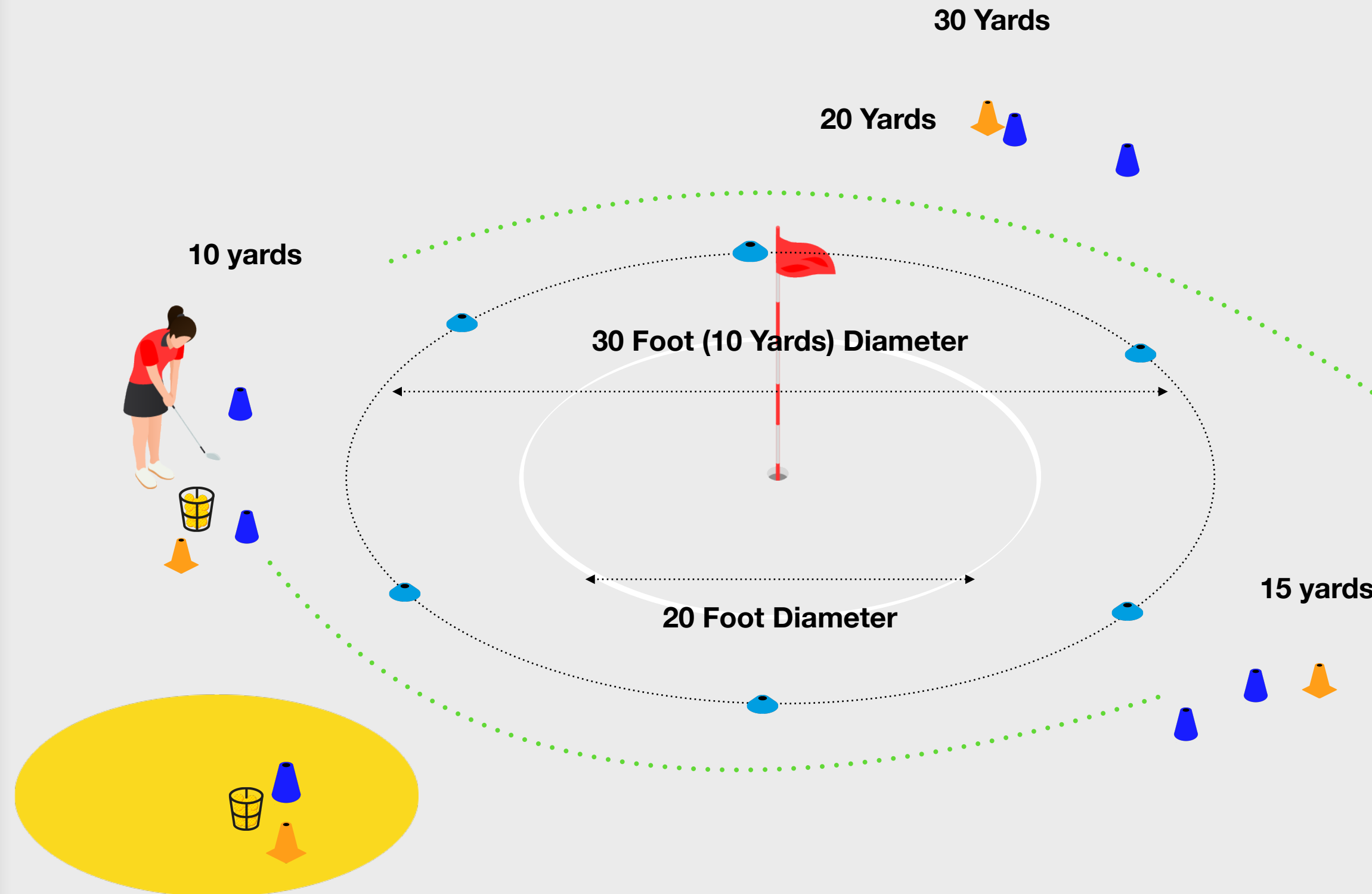


Around the Green Setup Guide



Around the Green Challenges

The graphic below provides an example of how each of the challenges connect together when laid out on your Practice Green.




Please find below a list of the equipment you require for these challenges:


SAFETY




Safety Cones



**Mixed Colored
Cones**



10ft diameter



Tee Pegs

Chipping Challenge



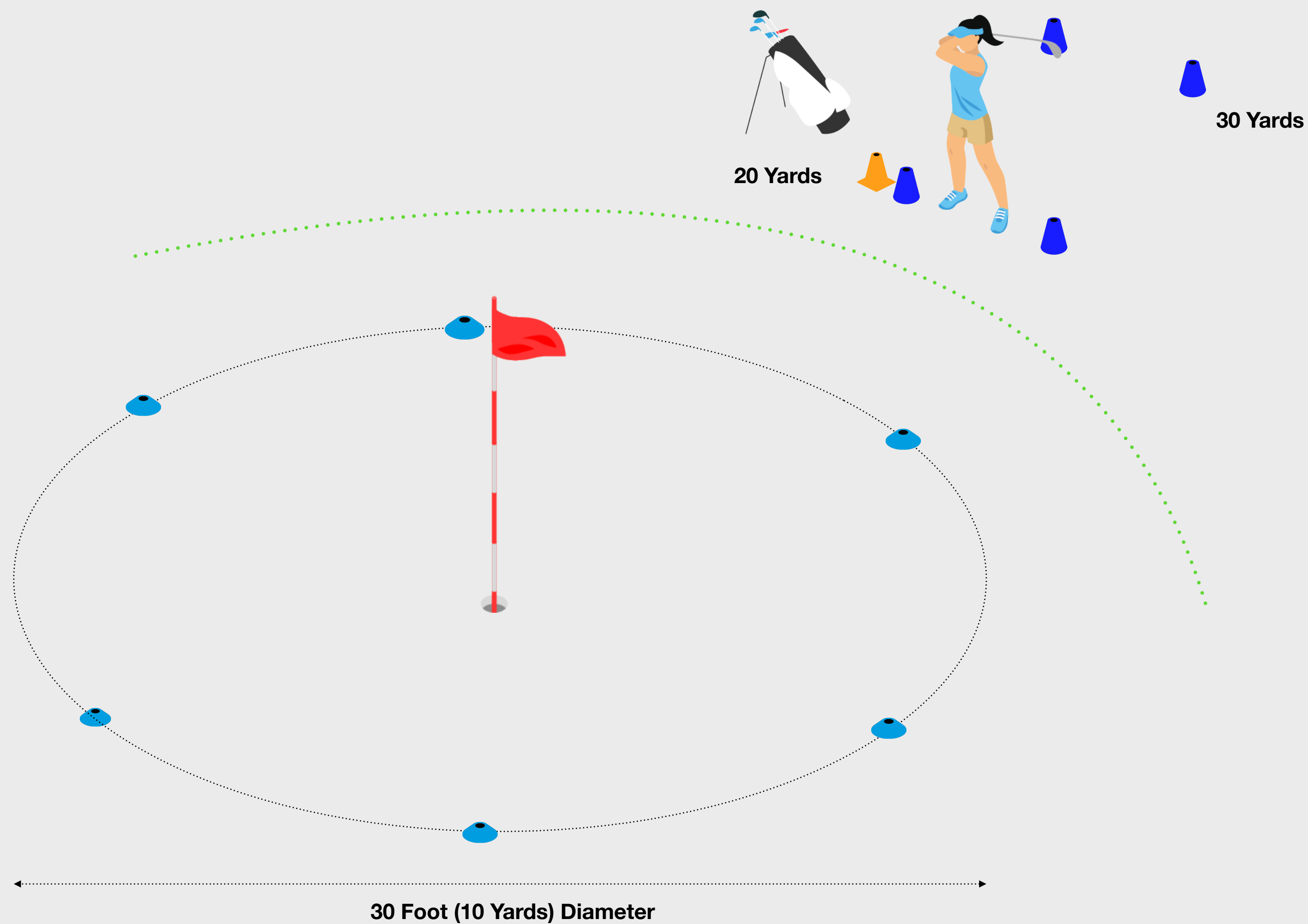
Setting out the Challenge

- 1 flag should be selected on the green. Alignment sticks could be used where this isn't possible
- Your 20-foot target circles from your equipment bag is placed around the flag or alignment stick.
- Two starting points are positioned around the green at 10 and 15 yards
- Each starting position should be placed close to the edge of the green
- These starting position should offer variation and at the approximate distance indicated in the graphic

Equipment Required

- Orange cones to mark out a safety line
- Marker cones to represent the tee markers
- Target circle
- Flag
- Tees if required
- Alignment Sticks for a flag if this isn't possible

Pitching Challenges



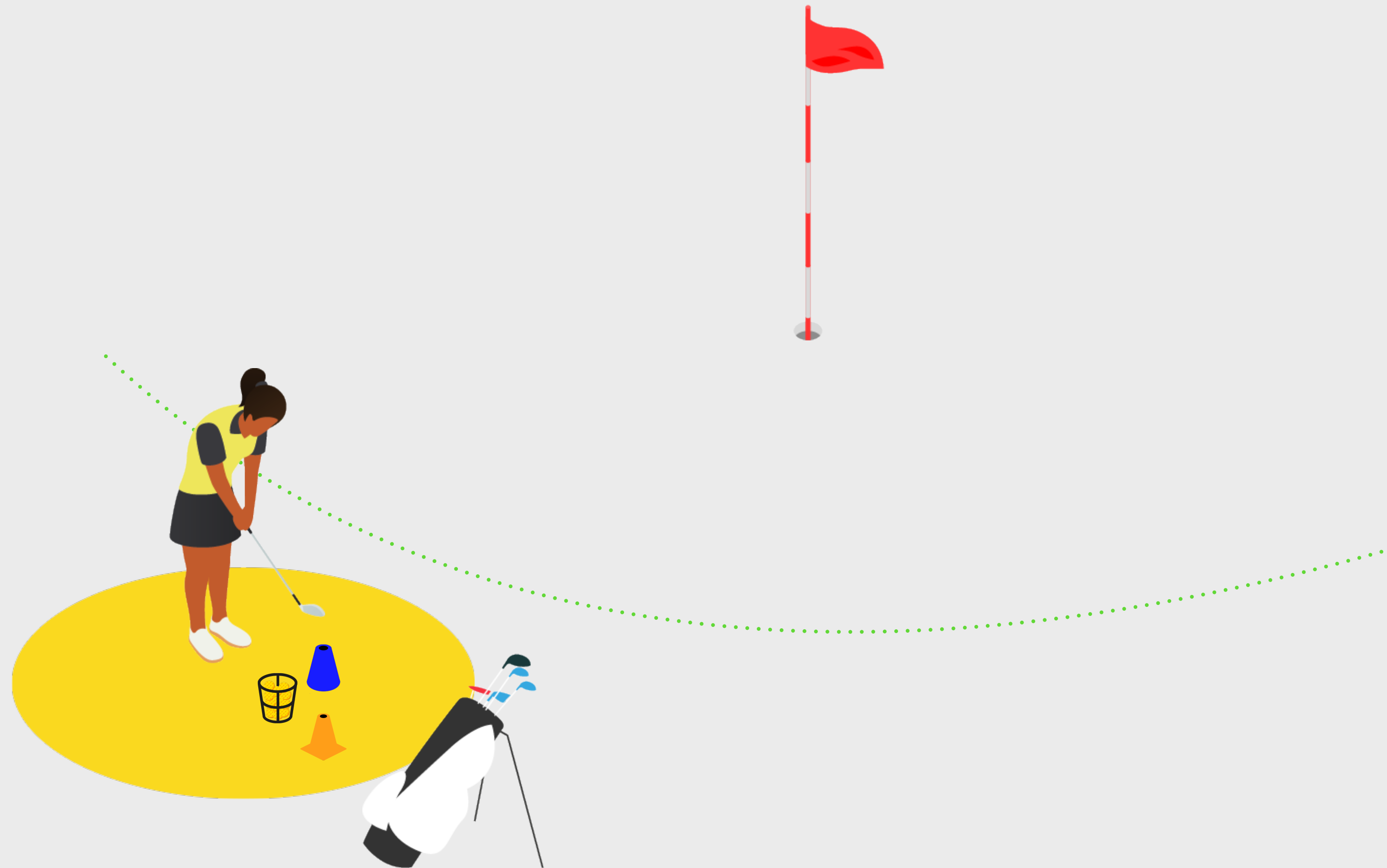
Setting out the Challenge

- 1 flag should be selected on the green, alignment sticks could be used where this isn't possible
- 1 target circles, marked by cones or tee pegs are placed around the flag or alignment stick at the diameters of 10 yards
- Two starting points are positioned in a row at distances of 20 and 30 yards
- The starting positions should be placed at a distance of at least 10 yards from the start of the green.

Equipment Required

- Orange cones to mark out a safety line
- Marker cones to represent the tee markers
- Target circles from the equipment bag
- Cones to mark target circles
- Flag
- Alignment Sticks for a flag if this isn't possible

Bunker Play Challenges



Setting out the Challenge

- 1 flag should be selected on the green. Alignment sticks could be used where this isn't possible
- One starting position is marked in the bunker using cones

Equipment Required

- Orange cones to mark out a safety line
- Marker cones to represent the tee markers
- Flag
- Alignment sticks for a flag if this isn't possible